

IN THE STATE COURT OF FULTON COUNTY  
 STATE OF GEORGIA

JENNIFER BARNETT AND  
 JARRED BARNETT,

Plaintiffs,

vs.

CAREY THURMAN, EMT-P,  
 CITY OF ATLANTA FIRE RESCUE,  
 RICHISA L. JOHNSON, M.D.  
 n/k/a RICHISA L. S. HAMILTON, M.D.,  
 AFOLAKE MOBOLAJI, M.D.,  
 NEETU SINGH, M.D.,  
 GEORGE BROWN, III, R.N.,  
 JASON R. KERR, M.D.,  
 ATLANTA MEDICAL CENTER, INC.,  
 RADISPHERE NATIONAL RADIOLOGY  
 GROUP, INC. n/k/a IMPOWER HEALTH,  
 INC., and JOHN/JANE DOE(S) 1-3,

Defendants.

CIVIL ACTION

FILE NO.

**PLAINTIFFS' COMPLAINT FOR DAMAGES**

COME NOW, JENNIFER BARNETT and JARRED BARNETT, Plaintiffs in the above-styled action, and hereby file this Complaint for Damages against the above-named Defendants, and show this Honorable Court the following:

**PERTAINING TO THE CLAIMS OF JENNIFER BARNETT**

1.

This is an action based upon allegations of professional negligence, arising out of the medical care and treatment rendered to Jennifer Barnett on or about February 4-5, 2013 at Atlanta Medical Center.

2.

Defendant Carey Thurman, EMT-P, is a Georgia citizen who is subject to the jurisdiction and venue of this Court. Defendant Thurman may be served with process at his residence address, 51 Southern Golf Court, Fayetteville, Clayton County, Georgia 30215.

3.

Defendant City of Atlanta Fire Rescue ("Atlanta Fire Rescue") is organized under the laws of the State of Georgia and is subject to the jurisdiction and venue of this Court. Defendant Atlanta Fire Rescue may be served with process through the Honorable Kasim Reed, Mayor, City of Atlanta, 55 Trinity Avenue, Atlanta, Georgia 30303.

4.

Pursuant to O.C.G.A. § 36-33-5, Plaintiffs sent timely notice of this claim in writing, by certified mail, return receipt requested, to the Honorable Kasim Reed, Mayor, City of Atlanta. A copy of the original ante litem notice, including the USPS certified mail tracking information, is attached hereto as Exhibit 1.

5.

Defendant Richisa L. Johnson, M.D. n/k/a Richisa L. S. Hamilton, M.D. is a Georgia citizen who is subject to the jurisdiction and venue of this Court. Defendant Hamilton may be served with process at his residence address, 2178 Waldrop Road, Marietta, Cobb County, Georgia 30066.

6.

Defendant Afolake Mobolaji, M.D. is a Georgia citizen who is subject to the jurisdiction and venue of this Court. Defendant Mobolaji may be served with process at her residence address, 1319 Spindlewood Dr., Marietta, Cobb County, Georgia 30062.

7.

Defendant Neetu Singh, M.D. is a Georgia citizen who is subject to the jurisdiction and venue of this Court. Defendant Mobolaji may be served with process at her business address, 1170 Cleveland Avenue, Suite 1004, Atlanta, Fulton County, Georgia 30344.

8.

Defendant Jason R. Kerr, M.D. is an Arizona citizen who, pursuant to O.C.G.A. §§ 9-10-91 and 9-10-93, respectively, is subject to the jurisdiction and venue of this Court. Pursuant to O.C.G.A. § 9-10-94, Defendant Kerr may be served with process at his residence address, 9290 East Thompson Peak Parkway, #451, Scottsdale, Mariposa County, Arizona 85255, or at his business address, 3501 North Scottsdale Road, Suite 130, Scottsdale Mariposa County, Arizona 85251.

9.

Defendant George Brown III, RN is a Georgia citizen who is subject to the jurisdiction and venue of this Court. Defendant Brown may be served with process at his residence address, 1225 Wesleyan Drive, Macon, Bibb County, Georgia 31210.

10.

Defendant Atlanta Medical Center, Inc. ("Atlanta Medical Center") is a Georgia corporation whose principal office is located at 1445 Ross Avenue, Suite 1400, Dallas, Texas, 75202. Once served, Defendant Atlanta Medical Center is subject to the jurisdiction and venue of this Court. Defendant Atlanta Medical Center may be served with process through its registered agent, CT Corporation System, 1201 Peachtree Street, NE, Suite 1240, Atlanta, Georgia 30361.

11.

Defendant Radisphere National Radiology Group, Inc. n/k/a imPower Health, Inc. ("Radisphere Radiology Group") is a Delaware corporation whose principal office is located at 500 Post Road East, 2nd Floor, Westport, Connecticut 06880. Once served, Defendant Radisphere Radiology Group is subject to the jurisdiction and venue of this Court pursuant to O.C.G.A. §§ 9-10-91 and 9-10-93, respectively. Defendant Radisphere National Radiology Group, Inc. n/k/a imPower Health, Inc. may be served with process, pursuant to O.C.G.A. § 9-10-94, through its registered agent, National Corporate Research, Ltd., 615 South Dupont Highway, Dover, Delaware 19901.

12.

Defendants John/Jane Doe(s) 1-3 are those yet unidentified individuals and/or entities who may be liable, in whole or part, for the damages alleged herein. Once served with process, John/Jane Doe(s) 1-3 are subject to the jurisdiction and venue of this Court.

13.

This court has subject matter jurisdiction and venue is proper as to all Defendants in Fulton County.

**COUNT I- NEGLIGENCE OF CAREY THURMAN, EMT-P**

14.

Plaintiffs incorporate by reference, as if fully set forth herein, Paragraphs 1-13 of this Complaint for Damages.

15.

On or about February 4, 2013, Defendant Carey Thurman, EMT-P ("Thurman") provided emergency medical services to Plaintiff Jennifer Barnett. Defendant Thurman owed Ms. Barnett a duty to exercise reasonable and ordinary care in connection with providing her emergency



medical services.

16.

Thurman breached his duty to exercise reasonable and ordinary care in providing Ms. Barnett with emergency medical services; specifically, and upon information and belief, Thurman failed to communicate to staff at Atlanta Medical Center the signs and symptoms of stroke that Ms. Barnett exhibited while under the care of Thurman.

17.

As a direct and proximate result of the negligence of Thurman, Ms. Barnett suffered bodily injury. As such, Ms. Barnett is entitled to recover from Thurman for all damages suffered, including physical, emotional, and economic damages, both past and future.

**COUNT II- VICARIOUS LIABILITY OF CITY OF ATLANTA FIRE RESCUE**

18.

Plaintiffs incorporate by reference, as if fully set forth herein, Paragraphs 1-17 of this Complaint for Damages.

19.

At all times relevant to the allegations contained in this Complaint for Damages, Thurman was acting in the course and scope of his employment or agency with Defendant City of Atlanta Fire Rescue and therefore, City of Atlanta Fire Rescue is vicariously liable for the respective acts of negligence as alleged herein.

20.

Plaintiff Jennifer Barnett is entitled to recover from City of Atlanta Fire Rescue for all damages Plaintiff suffered as a proximate result of the negligence of its defendant employees/agents, including physical, emotional, and economic injuries.

**COUNT III- NEGLIGENCE OF  
RICHISA JOHNSON, M.D. (n/k/a RICHISA HAMILTON, M.D.)**

21.

Plaintiffs incorporate by reference, as if fully set forth herein, Paragraphs 1-20 of this Complaint for Damages.

22.

By agreeing to act as Ms. Barnett's physician, Dr. Johnson entered into a physician-patient relationship with her. Dr. Johnson owed Ms. Barnett a duty to exercise reasonable care and skill, namely that degree of care and skill that other medical doctors similarly situated would have provided ("the standard of care") in connection with her care and treatment of Ms. Barnett.

23.

Dr. Johnson breached her duty to exercise reasonable care and skill, and failed to comply with the applicable standard of care in her treatment of Ms. Barnett.

24.

As a direct and proximate result of the negligence of Dr. Johnson, Ms. Barnett suffered bodily injury. As such, Ms. Barnett is entitled to recover from Dr. Johnson for all damages suffered, including physical, emotional, and economic damages, both past and future.

25.

The affidavit of Robert A. Mulliken, M.D., an expert witness who is competent to testify as to the standard of care required of Dr. Johnson identifying at least one negligent act or omission and the factual basis for each such claim, is attached hereto as Exhibit 2 as required by O.C.G.A. § 9-11-9.1.

**COUNT IV- NEGLIGENCE OF AFOLAKE MOBOLAJI, M.D.**

26.

Plaintiffs incorporate by reference, as if fully set forth herein, Paragraphs 1-25 of this Complaint for Damages.

27.

By agreeing to act as Ms. Barnett's physician, Dr. Mobolaji entered into a physician-patient relationship with her. Dr. Mobolaji owed Ms. Barnett a duty to exercise reasonable care and skill, namely that degree of care and skill that other medical doctors similarly situated would have provided ("the standard of care") in connection with her care and treatment of Ms. Barnett.

28.

Dr. Mobolaji breached her duty to exercise reasonable care and skill, and failed to comply with the applicable standard of care in her treatment of Ms. Barnett.

29.

As a direct and proximate result of the negligence of Dr. Mobolaji, Ms. Barnett suffered bodily injury. As such, Ms. Barnett is entitled to recover from Dr. Mobolaji for all damages suffered, including physical, emotional, and economic damages, both past and future.

30.

The affidavit of Franklin A. Michota, M.D., an expert witness who is competent to testify as to the standard of care required of Dr. Mobolaji identifying at least one negligent act or omission and the factual basis for each such claim, is attached hereto as Exhibit 3 as required by O.C.G.A. § 9-11-9.1.

**COUNT V- NEGLIGENCE OF NEETU SINGH, M.D.**

31.

Plaintiffs incorporate by reference, as if fully set forth herein, Paragraphs 1-30 of this Complaint for Damages.

32.

By agreeing to act as Ms. Barnett's physician, Dr. Singh entered into a physician-patient relationship with her. Dr. Singh owed Ms. Barnett a duty to exercise reasonable care and skill, namely that degree of care and skill that other medical doctors similarly situated would have provided ("the standard of care") in connection with her care and treatment of Ms. Barnett.

33.

Dr. Singh breached her duty to exercise reasonable care and skill, and failed to comply with the applicable standard of care in her treatment of Ms. Barnett.

34.

As a direct and proximate result of the negligence of Dr. Singh, Ms. Barnett suffered bodily injury. As such, Ms. Barnett is entitled to recover from Dr. Singh for all damages suffered, including physical, emotional, and economic damages, both past and future.

35.

The affidavit of Franklin A. Michota, M.D., an expert witness who is competent to testify as to the standard of care required of Dr. Singh identifying at least one negligent act or omission and the factual basis for each such claim, is attached hereto as Exhibit 3 as required by O.C.G.A. § 9-11-9.1.

**COUNT VI- NEGLIGENCE OF GEORGE BROWN III, R.N.**

36.

Plaintiffs incorporate by reference, as if fully set forth herein, Paragraphs 1-35 of this

Complaint for Damages.

37.

RN Brown while acting incident to and within the course and scope of his employment or agency with Defendant Atlanta Medical Center, was negligent in the nursing care delivered to patient, Plaintiff Jennifer Barnett, by failing to exercise that degree of care, skill, and diligence ordinarily employed by a registered nurse generally under similar conditions and like surrounding circumstances.

38.

As a direct and proximate result of the negligence of RN Brown, acting incident to and within the course and scope of his employment or agency with Defendant Atlanta Medical Center, or the negligence of Defendant Atlanta Medical Center, acting through its employees or agents, or a combination of both, Ms. Barnett suffered bodily injury. As such, Ms. Barnett is entitled to recover for all damages suffered, including physical, emotional, and economic damages, both past and future.

39.

The affidavit of Todd Allen Keith, R.N., EMT-P, C.E.N., C.F.R.N., an expert witness who is competent to testify as to the standard of care required of RN Brown identifying at least one negligent act or omission and the factual basis for each such claim, is attached hereto as Exhibit 4 as required by O.C.G.A. § 9-11-9.1.

**COUNT VII- NEGLIGENCE OF JASON R. KERR, M.D.**

40.

Plaintiffs incorporate by reference, as if fully set forth herein, Paragraphs 1-39 of this Complaint for Damages.

41.

By agreeing to act as Ms. Barnett's physician, Dr. Kerr entered into a physician-patient relationship with her. Dr. Kerr owed Ms. Barnett a duty to exercise reasonable care and skill, namely that degree of care and skill that other medical doctors similarly situated would have provided ("the standard of care") in connection with his care and treatment of Ms. Barnett.

42.

Dr. Kerr breached his duty to exercise reasonable care and skill, and failed to comply with the applicable standard of care in his treatment of Ms. Barnett.

43.

As a direct and proximate result of the negligence of Dr. Kerr, Ms. Barnett suffered bodily injury. As such, Ms. Barnett is entitled to recover from Dr. Kerr for all damages suffered, including physical, emotional, and economic damages, both past and future.

44.

The affidavit of Anthony A. Mancuso, M.D., an expert witness who is competent to testify as to the standard of care required of Dr. Kerr identifying at least one negligent act or omission and the factual basis for each such claim, is attached hereto as Exhibit 5 as required by O.C.G.A. § 9-11-9.1.

**COUNT VIII- VICARIOUS LIABILITY OF ATLANTA MEDICAL CENTER, INC.**

45.

Plaintiffs incorporate by reference, as if fully set forth herein, Paragraphs 1-44 of this Complaint for Damages.

46.

At all times relevant to the allegations contained in this Complaint for Damages, Dr. Johnson, Dr. Mobolaji, and/or RN Brown were acting in the course and scope of their

employment or agency with Defendant Atlanta Medical Center, Inc. and therefore, Atlanta Medical Center, Inc. is vicariously liable for the respective acts of negligence as alleged herein.

47.

Plaintiff Jennifer Barnett is entitled to recover from Atlanta Medical Center, Inc. for all damages Plaintiff suffered as a proximate result of the negligence of its defendant employees/agents, including physical, emotional, and economic injuries.

**COUNT IX- VICARIOUS LIABILITY OF  
RADISPHERE NATIONAL RADIOLOGY GROUP, INC.**

48.

Plaintiffs incorporate by reference, as if fully set forth herein, Paragraphs 1-47 of this Complaint for Damages.

49.

At all times relevant to the allegations contained in this Complaint for Damages, Dr. Kerr was acting in the course and scope of his employment or agency with Defendant Radisphere National Radiology Group, Inc. and therefore, Radisphere National Radiology Group, Inc. is vicariously liable for the respective acts of negligence as alleged herein.

50.

Plaintiff Jennifer Barnett is entitled to recover from Radisphere National Radiology Group, Inc. for all damages Plaintiff suffered as a proximate result of the negligence of its defendant employees/agents, including physical, emotional, and economic injuries.

**DAMAGES**

51.

Plaintiffs incorporate by reference, as if fully set forth herein, Paragraphs 1-50 of this Complaint for Damages.

52.

As a direct and proximate result of the Defendants' individual and collective conduct, Plaintiff Jennifer Barnett is entitled to recover from Defendants reasonable compensatory damages in an amount in excess of \$10,000.00 to be determined by a fair and impartial jury for all damages Plaintiff suffered, including physical, emotional, and economic injuries.

**PERTAINING TO THE CLAIMS OF JARRED BARNETT**

53.

Plaintiffs incorporate by reference, as if fully set forth herein, Paragraphs 1-52 of this Complaint for Damages.

54.

At all times material to this action, Jarred Barnett and Jennifer Barnett were lawfully married.

55.

As a direct and proximate result of the negligence of the Defendants' individual and collective conduct, Plaintiff Jarred Barnett has suffered the loss of his wife's consortium and is entitled to damages as provided by law.

WHEREFORE, Plaintiffs demand a trial by jury and judgment against the Defendants as follows:

- a) Compensatory damages in an amount in excess of \$10,000 to be determined by a fair and impartial jury;
- b) All costs of this action; and
- c) Such other and further relief as the Court deems just and proper.



Respectfully submitted,



LLOYD N. BELL  
Georgia Bar No. 048800  
MICHAEL K. WATSON  
Georgia Bar No. 741526

BELL LAW FIRM  
1201 Peachtree St. N.E., Suite 2000  
Atlanta, GA 30361  
(404) 249-6767 (tel)  
bell@BellLawFirm.com  
mike@BellLawFirm.com



LAWRENCE B. SCHLACHTER M.D. J.D.  
Georgia Bar No. 001353

SCHLACHTER LAW FIRM  
602 Macy Drive  
Roswell, Georgia 30076  
(770) 552-8362 (tel)  
larry@schlachterlaw.com

*Attorneys for Plaintiffs*



WIGGINS NORRIS COFFEY  
ATTORNEYS

July 25, 2013

VIA CERTIFIED MAIL

Honorable Kasim Reed  
Mayor, City of Atlanta  
55 Trinity Avenue, Suite 2500  
Atlanta, Georgia 30303

Atlanta City Council  
c/o Caesar C. Mitchell, Esq., Pres.  
(for entire City Council)  
55 Trinity Avenue, S.W., Suite 2900  
Atlanta, Georgia, 30303-3584

Honorable Kelvin J. Cochran  
City of Atlanta Fire Rescue Department  
Public Safety Headquarters  
226 Peachtree Street, SW  
Atlanta, Georgia 30303

Mr. Louis E. Miller  
General Manager  
City of Atlanta – Aviation Department  
Hartsfield-Jackson Atlanta Int'l Airport  
6000 North Terminal Pkwy  
P.O. Box 20509  
Atlanta, Georgia 30320

Cathy Hampton, Esq., City Attorney City of  
Atlanta Department of Law  
68 Mitchell Street, Suite 4100  
Atlanta, Georgia 30303

Re: *Ante Litem Notice Pursuant to O.C.G.A. § 36-33-5(b)*



Dear City of Atlanta, by and through its various above agents and representatives:

Timothy K. Hall and I represent Jared and Jennifer Barnett related to and arising out of the personal injury claims of Jennifer Barnett against the City of Atlanta, *inter alia*, including without limitation, its Fire Rescue Department and its Aviation Department d/b/a Hartsfield-Jackson Atlanta Int'l Airport (collectively "City") for the February 4, 2013 incident concerning the emergency medical care provided to and transport of Ms. Jennifer Barnett from the Hartsfield-Jackson Airport to the Atlanta Medical Center – South Campus. This letter is written to provide notice of my clients' claim pursuant to O.C.G.A. § 36-11-1 and/or O.C.G.A. § 36-33-5(b) so that the City can immediately investigate and respond to this claim.

At approximately 10:28 p.m., February 4, 2013, the City, through its Fire and Rescue department, received a 911 call for Mrs. Barnett, who was at the airport. She had just landed in Atlanta on her return from New York. The City responded to the call and the EMS (Lonnie Richards and Carey Thurman) arrived to the patient at 10:38 p.m. She had fainted and lost consciousness, had headaches, dizziness, nausea, vomiting, and speech was impaired and he was listed as being combative in nature. She is reported to have answered questions by shaking her head. EMS departed the location at 11:14 p.m., approximately 36 minutes after first contact.

an association of professional corporations

MARK M. WIGGINS, PC      BLAINE A. NORRIS, PC      SHANNON C. COFFEY, PC

MAIL: PO BOX 49499 ATHENS, GA 30604      PHYSICAL: 1551 JENNINGS MILL ROAD, STE 2000-A ROSART, GEORGIA 30622  
706.613.2700 p      706.613.5588 f      WNC-LAW.COM



They transported her to Atlanta Medical Center, South Campus. It took the City 13 minutes to transport Ms. Barnett to Atlanta Medical Center – South Campus. The City's EMTs did not run with blue lights from the airport to the hospital, or otherwise prioritize the medical emergency. To the extent their treatment at the airport, delay in treatment and transport, and/or lack of proper communication of information to the hospital staff was deficient, and caused or contributed to the medical condition of Mrs. Barnett, my clients intend to bring a claim against the City for any part it had in causing or worsening her condition. We do not know at this time whether this delay in transport affected the medical care and medical decisionmaking at Atlanta Medical Center – South Campus. To the extent the delay, or inadequate medical attention to Mrs. Barnett's condition, or inadequate communications between the EMT's and the Atlanta Medical Center – South Campus ER staff, contributed to the injuries, the City is responsible for that as well as a possible loss of consortium claim by her husband, Mr. Jared Barnett, deriving from the injuries to his wife. She intends to bring a claim for her medical expenses and other damages as allowed by law. Her husband intends to bring a claim for loss of consortium.

Ms. Jennifer Barnett suffered what is commonly referred to as a "brain stem stroke." Presently she is in a medical condition referred to as "locked in" syndrome, meaning she can move very little other than her eyes. She spent a considerable amount of time at various hospitals, and concluded her hospital stay at Shepherd's Surgery Center in Atlanta, Ga. On July 2, 2013, she returned home, yet she requires full time care from others. The full extent of the harm and damage to my client is not yet fully known, but it is life changing and permanent.

Inclusion of a specific monetary amount is not reasonably practicable at this time, given her future medical bills and other future expenses from her disability are not known. While it is impossible to know the exact amount of her future medical bills, rehabilitation costs, and medical care costs, the special damages alone in this case will likely be many millions of dollars. When these amounts are added to the intangible value of having "locked in" syndrome (being completely paralyzed and only able to move her eyes for the remainder of her life) the overall value of the damages in this case will easily exceed \$10,000,000.00 (Ten Million Dollars). This information is being provided solely to the City with an "order of magnitude" for evaluating its potential responsibility and share, allowing the City to determine if it wants to adjust this claim without litigation.


The City is allowed thirty (30) days from the presentation of this claim within which to act. I look forward to discussing this matter and coming to an amicable resolution with the appropriate City as soon as possible.



Jared and Jennifer Barnett  
*Ante litem notice*  
July 25, 2013  
Page 3

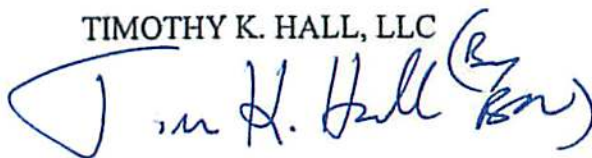
With best regards, I remain

Very truly yours,  
WIGGINS NORRIS COFFEY, PA



Blaine A. Norris  
Attorney

TIMOTHY K. HALL, LLC



Timothy K. Hall  
Attorney

cc: Jared and Jennifer Barnett







WIGGINS NORRIS COFFEY  
ATTORNEYS

1551 JENNINGS MILL ROAD, STE 2000-A  
BOGART, GEORGIA 30622



7011 2000 0001 2175 4881

Honorable Kasim Reed  
Mayor, City of Atlanta  
55 Trinity Avenue, Suite 2500  
Atlanta, Georgia 30303

SENDER: COMPLETE THIS SECTION

- Complete items 1, 2, and 3. Also complete item 4 if Restricted Delivery is desired.
- Print your name and address on the reverse so that we can return the card to you.
- Attach this card to the back of the mailpiece, or on the front if space permits.

1. Article Addressed to:

Honorable Kasim Reed  
Mayor, City of Atlanta  
55 Trinity Avenue, Suite 2500  
Atlanta, Georgia 30303

2. Article Number

(Transfer from service label)

7011 2000 0001 2175 4881

PS Form 3811, February 2004

Domestic Return Receipt

102595-02-M-1540

COMPLETE THIS SECTION ON DELIVERY

- A. Signature ☒ Agent  
☒ Addressee
- B. Received by (Printed Name) C. Date of Delivery
- D. Is delivery address different from item 1? ☐ Yes  
If YES, enter delivery address below: ☐ No

3. Service Type

- ☒ Certified Mail ☐ Express Mail  
☐ Registered ☒ Return Receipt for Merchandise  
☐ Insured Mail ☐ C.O.D.

4. Restricted Delivery? (Extra Fee)

☐ Yes

U.S. Postal Service<sup>TM</sup>  
**CERTIFIED MAIL<sup>TM</sup> RECEIPT**  
(Domestic Mail Only; No Insurance Coverage Provided)  
For delivery information visit our website at [www.usps.com](http://www.usps.com)

OFFICIAL USE

Postage	\$
Certified Fee	
Return Receipt Fee (Endorsement Required)	
Restricted Delivery Fee (Endorsement Required)	
Total Postage & Fees	\$

Postmark  
Here

Sent To

Hon. Kasim Reed - Anle Litan  
Street, Apt. No. BARNETT

or PO Box No.

City, State, ZIP+4

072513

PS Form 3800, August 2005

See Reverse for Instructions





WIGGINS NORRIS COFFEY  
ATTORNEYS

1551 JENNINGS MILL ROAD, STE 2000-A  
BOGART, GEORGIA 30622



7011 2000 0001 2175 4898

Atlanta City Council  
c/o Caesar C. Mitchell, Esq., Pres.  
(for entire City Council)  
55 Trinity Avenue, S.W., Suite 2900  
Atlanta, Georgia, 30303-3584

SENDER: COMPLETE THIS SECTION

- Complete items 1, 2, and 3. Also complete item 4 if Restricted Delivery is desired.
- Print your name and address on the reverse so that we can return the card to you.
- Attach this card to the back of the mailpiece, or on the front if space permits.

1. Article Addressed to:

Atlanta City Council  
c/o Caesar C. Mitchell, Esq., Pres.  
(for entire City Council)  
55 Trinity Avenue, S.W., Suite 2900  
Atlanta, Georgia, 30303-3584

2. Article Number

(Transfer from service label)

7011 2000 0001 2175 4898

PS Form 3811, February 2004

Domestic Return Receipt

102595-02-M-1540

COMPLETE THIS SECTION ON DELIVERY

A. Signature

☒ Agent  
☒ Addressee

B. Received by (Printed Name)

C. Date of Delivery

D. Is delivery address different from item 1? ☐ Yes

If YES, enter delivery address below: ☐ No

3. Service Type

☒ Certified Mail  
☐ Registered  
☐ Insured Mail  
☐ Express Mail  
☒ Return Receipt for Merchandise  
☐ C.O.D.

4. Restricted Delivery? (Extra Fee)

☐ Yes

U.S. Postal Service<sup>TM</sup>  
CERTIFIED MAIL<sup>TM</sup> RECEIPT  
(Domestic Mail Only; No Insurance Coverage Provided)

For delivery information visit our website at [www.usps.com](http://www.usps.com)

OFFICIAL USE

Postage \$  
Certified Fee  
Return Receipt Fee (Endorsement Required)  
Restricted Delivery Fee (Endorsement Required)  
Total Postage & Fees \$

Postmark  
Here

Sent to Atlanta City Council - Ante Liten

Street, Apt. No., or PO Box No. BARNETT

City, State, ZIP+4 072513

PS Form 3800, August 2005 See Reverse for Instructions





WIGGINS NORRIS COFFEY

ATTORNEYS

1551 JENNINGS MILL ROAD, STE 2000-A  
BOGART, GEORGIA 30622



7011 2000 0001 2175 4867

Honorable Kelvin J. Cochran  
City of Atlanta Fire Rescue Department  
Public Safety Headquarters  
226 Peachtree Street, SW  
Atlanta, Georgia 30303

SENDER: COMPLETE THIS SECTION

- Complete items 1, 2, and 3. Also complete item 4 if Restricted Delivery is desired.
- Print your name and address on the reverse so that we can return the card to you.
- Attach this card to the back of the mailpiece, or on the front if space permits.

1. Article Addressed to:

Honorable Kelvin J. Cochran  
City of Atlanta Fire Rescue Department  
Public Safety Headquarters  
226 Peachtree Street, SW  
Atlanta, Georgia 30303

2. Article Number

(Transfer from service label)

7011 2000 0001 2175 4867

PS Form 3811, February 2004

Domestic Return Receipt

102595-02-M-1540

COMPLETE THIS SECTION ON DELIVERY

- A. Signature ☒ Agent ☐ Addressee
- B. Received by (Printed Name) C. Date of Delivery
- D. Is delivery address different from item 1? ☐ Yes ☐ No  
If YES, enter delivery address below:

3. Service Type

- ☒ Certified Mail ☐ Express Mail
- ☐ Registered ☒ Return Receipt for Merchandise
- ☐ Insured Mail ☐ C.O.D.

4. Restricted Delivery? (Extra Fee)

- ☐ Yes ☐ No

U.S. Postal Service<sup>TM</sup>  
CERTIFIED MAIL<sup>TM</sup> RECEIPT  
(Domestic Mail Only; No Insurance Coverage Provided)

For delivery information visit our website at [www.usps.com](http://www.usps.com)

OFFICIAL USE

Postage \$  
Certified Fee  
Return Receipt Fee (Endorsement Required)  
Restricted Delivery Fee (Endorsement Required)  
Total Postage & Fees \$

Postmark  
Here

Sent to

Hon. Kelvin J. Cochran - Atlanta  
Street, Apt. No.  
or PO Box No.

City, State, ZIP+4

BARNETT  
072513

PS Form 3800, August 2005 See Reverse for Instructions





WIGGINS NORRIS COFFEY  
ATTORNEYS

1551 JENNINGS MILL ROAD, STE 2000-A  
BOGART, GEORGIA 30622



7011 2000 0001 2175 4850

Mr. Louis E. Miller  
General Manager  
City of Atlanta - Aviation Department  
Hartsfield-Jackson Atlanta Intn'l Airport  
6000 North Terminal Pkwy  
P.O. Box 20509  
Atlanta, Georgia 30320

**SENDER: COMPLETE THIS SECTION**

- Complete items 1, 2, and 3. Also complete item 4 if Restricted Delivery is desired.
- Print your name and address on the reverse so that we can return the card to you.
- Attach this card to the back of the mailpiece, or on the front if space permits.

**1. Article Addressed to:**

Mr. Louis E. Miller  
General Manager  
City of Atlanta - Aviation Department  
Hartsfield-Jackson Atlanta Intn'l  
Airport  
6000 North Terminal Pkwy  
P.O. Box 20509  
Atlanta, Georgia 30320

**2. Article Number**  
(Transfer from service label)

7011 2000 0001 2175 4850

PS Form 3811, February 2004

Domestic Return Receipt

102595-02-M-1540

**COMPLETE THIS SECTION ON DELIVERY**

- A. Signature ☒ Agent ☐ Addressee
- B. Received by (Printed Name) C. Date of Delivery
- D. Is delivery address different from item 1? ☐ Yes ☐ No  
If YES, enter delivery address below:

3. Service Type ☒ Certified Mail ☐ Express Mail  
☐ Registered ☒ Return Receipt for Merchandise  
☐ Insured Mail ☐ C.O.D.
4. Restricted Delivery? (Extra Fee) ☐ Yes

U.S. Postal Service<sup>TM</sup>  
**CERTIFIED MAIL<sup>TM</sup> RECEIPT**  
(Domestic Mail Only: No Insurance Coverage Provided)

For delivery information visit our website at [www.usps.com](http://www.usps.com)

**OFFICIAL USE**

Postage	\$
Certified Fee	
Return Receipt Fee (Endorsement Required)	
Restricted Delivery Fee (Endorsement Required)	
Total Postage & Fees	\$

Postmark  
Here

Sent to

Louis E Miller - Ant Litem

Street, Apt No.,  
or PO Box No.

City, State, ZIP+4

072513

PS Form 3800, August 2005

See Reverse for Instructions





WIGGINS NORRIS COFFEY  
ATTORNEYS

1551 JENNINGS MILL ROAD, STE 2000-A  
BOGART, GEORGIA 30622



7011 2000 0001 2175 4843

Cathy Hampton, Esq., City Attorney City of  
Atlanta Department of Law  
68 Mitchell Street, Suite 4100  
Atlanta, Georgia 30303

SENDER: COMPLETE THIS SECTION

- Complete items 1, 2, and 3. Also complete item 4 if Restricted Delivery is desired.
- Print your name and address on the reverse so that we can return the card to you.
- Attach this card to the back of the mailpiece, or on the front if space permits.

1. Article Addressed to:

Cathy Hampton, Esq., City Attorney  
City of Atlanta Department of Law  
68 Mitchell Street, Suite 4100  
Atlanta, Georgia 30303

2. Article Number

(Transfer from service label)

7011 2000 0001 2175 4843

PS Form 3811, February 2004

Domestic Return Receipt

102595-02-M-1540

COMPLETE THIS SECTION ON DELIVERY

- A. Signature ☒ Agent ☐ Addressee
- B. Received by (Printed Name) C. Date of Delivery
- D. Is delivery address different from item 1? ☐ Yes ☐ No  
If YES, enter delivery address below:

3. Service Type ☒ Certified Mail ☐ Express Mail  
☐ Registered ☒ Return Receipt for Merchandise  
☐ Insured Mail ☐ C.O.D.

4. Restricted Delivery? (Extra Fee) ☐ Yes

7011 2000 0001 2175 4843

U.S. Postal Service<sup>TM</sup>  
CERTIFIED MAIL<sup>TM</sup> RECEIPT  
(Domestic Mail Only; No Insurance Coverage Provided)

For delivery information visit our website at [www.usps.com](http://www.usps.com)

OFFICIAL USE

Postage	\$
Certified Fee	
Return Receipt Fee (Endorsement Required)	
Restricted Delivery Fee (Endorsement Required)	
Total Postage & Fees	\$

Postmark  
Here

Sent To

Cathy Hampton - Ante Litan

BARNETT

072513

Street, Apt. No.,  
or PO Box No.

City, State, ZIP+4

PS Form 3800, August 2005

See Reverse for Instructions



**WIGGINS NORRIS COFFEY**  
ATTORNEYS

1551 JENNINGS MILL ROAD, STE 2000-A  
DOGART, GEORGIA 30622

**CERTIFIED MAIL™**



7011 2000 0001 2175 4881



UNITED STATES POSTAGE  
02 1P  
\$006.310  
PITNEY BOWES  
0000527266 JUL 25 2013  
MAILED FROM ZIP CODE 30622

Honorable Kasim Reed  
Mayor, City of Atlanta  
55 Trinity Avenue, Suite 2500  
Atlanta, Georgia 30303



WIGGINS NORRIS COFFEY

ATTORNEYS

1551 JENNINGS MILL ROAD, STE 2000-A  
BOGART, GEORGIA 30622

CERTIFIED MAIL™



7011 2000 0001 2175 4898



UNITED STATES POSTAGE  
02 IP  
\$006.310  
0000527368 JUL 25 2013  
MAILED FROM ZIP CODE 30622

Atlanta City Council  
c/o Caesar C. Mitchell, Esq., Pres.  
(for entire City Council)  
55 Trinity Avenue, S.W., Suite 2900  
Atlanta, Georgia, 30303-3584



**CERTIFIED MAIL™**



7011 2000 0001 2175 4867



**WIGGINS NORRIS COFFEY**  
ATTORNEYS

1551 JENNINGS MILL ROAD, STE 2000-A  
ROGART, GEORGIA 30622



UNITED STATES POSTAGE  
02 1P  
\$006.31<sup>0</sup>  
0006527266 JUL 25 2013  
MAILED FROM ZIP CODE 30622

Honorable Kelvin J. Cochran  
City of Atlanta Fire Rescue Department  
Public Safety Headquarters  
226 Peachtree Street, SW  
Atlanta, Georgia 30303



WIGGINS NORRIS COFFEY  
ATTORNEYS

1551 JENNINGS MILL ROAD, STE 2000-A  
BOGART, GEORGIA 30622

CERTIFIED MAIL™



7011 2000 0001 2175 4843



Cathy Hampton, Esq., City Attorney City of  
Atlanta Department of Law  
68 Mitchell Street, Suite 4100  
Atlanta, Georgia 30303



WIGGINS NORRIS COFFEY

ATTORNEYS

1551 JENNINGS MILL ROAD, STE 2000-A  
DUGART, GEORGIA 30622

CERTIFIED MAIL™



7011 2000 0001 2175 4850



Mr. Louis E. Miller  
General Manager  
City of Atlanta - Aviation Department  
Hartsfield-Jackson Atlanta Intn'l Airport  
6000 North Terminal Pkwy  
P.O. Box 20509  
Atlanta, Georgia 30320



## USPS Tracking™



Customer Service ›

Have questions? We're here to help.

Tracking Number: 70112000000121754881

## Product &amp; Tracking Information

Postal Product:

Features:

Certified Mail™

## Available Actions

Return Receipt After Mailing

DATE & TIME	STATUS OF ITEM	LOCATION
July 29, 2013 , 11:53 am	Delivered	ATLANTA, GA 30303
Your item was delivered at 11 53 am on July 29, 2013 in ATLANTA, GA 30303		
July 27, 2013 , 1:51 pm	Business Closed	ATLANTA, GA 30312
July 27, 2013 , 5:31 am	Departed USPS Facility	ATLANTA, GA 30304
July 26, 2013 , 11:59 pm	Arrived at USPS Facility	ATLANTA, GA 30304
July 26, 2013 , 10:32 pm	Departed USPS Facility	NORTH METRO, GA 30026
July 26, 2013 , 7:21 pm	Arrived at USPS Facility	NORTH METRO, GA 30026

Tracking Number: 70112000000121754898

## Product &amp; Tracking Information

Postal Product:

Features:

Certified Mail™

## Available Actions

Return Receipt After Mailing

DATE & TIME	STATUS OF ITEM	LOCATION
July 29, 2013 , 11:53 am	Delivered	ATLANTA, GA 30303
Your item was delivered at 11 53 am on July 29, 2013 in ATLANTA, GA 30303		
July 27, 2013 , 1:51 pm	Business Closed	ATLANTA, GA 30312
July 27, 2013 , 5:31 am	Departed USPS Facility	ATLANTA, GA 30304
July 27, 2013 , 12:19 am	Arrived at USPS Facility	ATLANTA, GA 30304
July 26, 2013 , 10:32 pm	Departed USPS Facility	NORTH METRO, GA 30026
July 26, 2013 , 7:21 pm	Arrived at USPS Facility	NORTH METRO, GA 30026



**Tracking Number: 70112000000121754867**

## Product & Tracking Information

**Postal Product:****Features:**  
Certified Mail™

## Available Actions

**Return Receipt After Mailing**

DATE & TIME	STATUS OF ITEM	LOCATION
July 29, 2013 , 1:02 pm	<b>Delivered</b>	ATLANTA, GA 30303
Your item was delivered at 1:02 pm on July 29, 2013 in ATLANTA, GA 30303.		
July 27, 2013 , 12:42 pm	Business Closed	ATLANTA, GA 30303
July 27, 2013 , 5:31 am	Departed USPS Facility	ATLANTA, GA 30304
July 27, 2013 , 12:19 am	Arrived at USPS Facility	ATLANTA, GA 30304
July 26, 2013 , 10:32 pm	Departed USPS Facility	NORTH METRO, GA 30026
July 26, 2013 , 7:21 pm	Arrived at USPS Facility	NORTH METRO, GA 30026

**Tracking Number: 70112000000121754850**

## Product & Tracking Information

**Postal Product:****Features:**  
Certified Mail™

## Available Actions

**Return Receipt After Mailing**

DATE & TIME	STATUS OF ITEM	LOCATION
July 29, 2013 , 9:45 am	<b>Delivered</b>	ATLANTA, GA 30320
Your item was delivered at 9:45 am on July 29, 2013 in ATLANTA, GA 30320.		
July 27, 2013 , 7:00 am	Departed USPS Facility	ATLANTA, GA 30304
July 26, 2013 , 11:40 pm	Arrived at USPS Facility	ATLANTA, GA 30304
July 26, 2013 , 10:32 pm	Departed USPS Facility	NORTH METRO, GA 30026
July 26, 2013 , 7:21 pm	Arrived at USPS Facility	NORTH METRO, GA 30026

**Tracking Number: 70112000000121754843**

## Product & Tracking Information

## Available Actions



## Postal Product:

Features:  
Certified Mail™

Return Receipt After Mailing

## DATE &amp; TIME

## STATUS OF ITEM

## LOCATION

July 29, 2013 , 11:53 am

Delivered

ATLANTA, GA 30303

Your item was delivered at 11:53 am on July 29, 2013 in ATLANTA, GA 30303.

July 27, 2013 , 1:51 pm

Business Closed

ATLANTA, GA 30312

July 27, 2013 , 5:31 am

Departed USPS Facility

ATLANTA, GA 30304

July 27, 2013 , 12:19 am

Arrived at USPS Facility

ATLANTA, GA 30304

July 26, 2013 , 10:32 pm

Departed USPS Facility

NORTH METRO, GA 30026

July 26, 2013 , 7:22 pm

Arrived at USPS Facility

NORTH METRO, GA 30026

## Track Another Package

Tracking (or receipt) number

Track It

## HELPFUL LINKS

[Contact Us](#)  
[Site Index](#)  
[FAQs](#)

## ON ABOUT.USPS.COM

[About USPS Home](#)  
[Newsroom](#)  
[USPS Service Updates](#)  
[Forms & Publications](#)  
[Government Services](#)  
[Careers](#)

## OTHER USPS SITES

[Business Customer Gateway](#)  
[Postal Inspectors](#)  
[Inspector General](#)  
[Postal Explorer](#)  
[National Postal Museum](#)  
[Resources for Developers](#)

## LEGAL INFORMATION

[Privacy Policy](#)  
[Terms of Use](#)  
[FOIA](#)  
[No FEAR Act EEO Data](#)

Copyright © 2015 USPS. All Rights Reserved.

STATE OF ILLINOIS

COUNTY OF COOK

**AFFIDAVIT**

**PERSONALLY APPEARS** before the undersigned authority, duly authorized to administer oaths, comes Robert A. Mulliken, M.D, who, after first being duly sworn, deposes and states as follows:

1.

I am Robert A. Mulliken. I am a medical doctor currently licensed to practice medicine in the State of Illinois and have been continuously so licensed for approximately 30 years. That time period includes February 2013, which is the subject of my review and opinions, as well the five years prior to that period. I attended undergraduate school at University of Illinois- Urbana-Champaign and Medical School at the University of Illinois, Chicago Medical School where I received my Medical Degree in 1984. I completed my residency in internal medicine in 1987 at the University of Illinois and my residency in emergency medicine in 1990 at the University of Chicago. I became Board Certified in Emergency Medicine by the American Board of Emergency Medicine in 1991 and the National Board of Medical Examiners in 1985. I am licensed to practice medicine in Illinois. I am over the age of eighteen (18) years, suffer from no legal disabilities, and give this Affidavit based upon my own personal knowledge and belief. My Curriculum Vitae is attached hereto and incorporated herein as Exhibit "A."

2.

The subject of my review was the care and treatment of Jennifer Barnett. Ms. Barnett was at one time the patient of Richard Johnson, M.D. The medical records that are available for



review reveal that on or about February 4-5, 2013, Dr. Johnson treated Ms. Barnett at Atlanta Medical Center. For at least three of the five years preceding that date (and in fact, continuously for many years prior to that date), I was regularly engaged in the clinical practice of emergency medicine for adults like Ms. Barnett. Specifically, I was regularly engaged in

- the assessment and treatment of patients with suspected strokes, including strokes caused by occlusion of the basilar artery;
- the implementation of stroke protocols for patients presenting to the emergency room with an altered mental status and neurological signs consistent with strokes and/or damage to the brain; and
- the general care and treatment of patients in the ER setting, including patients with an altered mental status and neurological signs consistent with strokes and/or damage to the brain.

3.

Based upon my education, training and experience, I am familiar with that degree of care and skill ordinarily exercised by members of the medical profession generally under the same or similar circumstances and like surrounding conditions (the “standard of care”). Specifically, I am familiar with that degree of care and skill required by emergency room physicians rendering medical care to patients like Jennifer Barnett to assess and treat altered mental status and neurological signs consistent with strokes and/or damage to the brain, as her condition is reflected in the medical records that I have reviewed.

4.

In connection with giving this Affidavit, I have reviewed the following of Jennifer Barnett’s medical records:

~

1. Medical records from Atlanta Medical Center from February 4, 2013 through February 5, 2013;
2. Emory Medical Records; and
3. Imaging studies performed on February 5, 2013.

5.

The medical records reveal that, on February 4, 2013 at 11:42 p.m., Ms. Barnett arrived at the Atlanta Medical Center. She had been transported by ambulance from the airport, after fainting, to the emergency room at Atlanta Medical Center with a chief complaint of altered mental status. The History and Physical noted that upon arrival Ms. Barnett had an altered mental status, was unresponsive to verbal stimuli, and had what looked like seizure activity with posturing. The physical examination performed on Ms. Barnett noted that she was obtunded and very diaphoretic with posturing. See History and Physical attached hereto as Exhibit "B."

6.

Dr. Richard Johnson was the attending emergency room physician. Dr. Johnson's differential diagnosis for Ms. Barnett was cerebrovascular accident ("CVA"), metabolic disorder, drug effects, drug overdose, and seizure. In spite of Ms. Barnett's altered mental state and neurological symptoms consistent with a stroke, and the differential diagnosis of CVA and seizure, Dr. Johnson failed to institute stroke protocols to evaluate Ms. Barnett for an occluded vessel, although required to do so by the applicable standard of care. See Physician Documentation attached hereto as Exhibit "C."

7.

Ms. Barnett was never evaluated or treated for a suspected stroke during her hospitalization at Atlanta Medical Center.

9

8.

At approximately 6:17 p.m. on February 5, 2013, pursuant to her family's request, Ms. Barnett was transferred to Emory Hospital for further evaluation and treatment. See Discharge Summary attached hereto as Exhibit "D."

9.

Ms. Barnett later suffered a stroke at Emory Hospital in the ICU resulting in her being in a permanent "locked in" condition, confined to a wheelchair and unable to communicate except through eye movement.

10.

It is my opinion, based upon my education, training, experience and the facts contained in the medical records I have reviewed, the standard of care required Dr. Johnson to institute stroke protocols to evaluate Ms. Barnett for an occluded vessel, particularly when she presented to the emergency room with an altered mental status and neurological signs consistent with strokes and/or damage to the brain.

11.

By failing to institute stroke protocols to evaluate Ms. Barnett for an occluded vessel, particularly when she presented to the emergency room with an altered mental status and neurological signs consistent with strokes and/or damage to the brain, it is my opinion that Dr. Johnson's actions fell below the applicable standard of care for emergency medicine physicians and thus amounts to professional negligence.

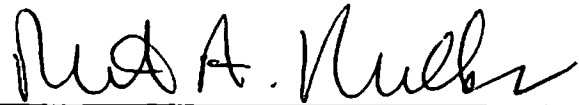
12.

For each of the opinions I express in this Affidavit, I hold those opinions to a reasonable degree of medical probability or certainty; that is, more likely than not.

13.

It is not the purpose of the Affidavit to set forth each and every criticism that I have now or may have in the future regarding the care and treatment rendered to Ms. Barnett by Dr. Johnson in the February 4-5, 2013 time frame. It is my understanding that this Affidavit is being used to satisfy OCGA § 9-11-9.1, which requires that this Affidavit set forth one negligent act and the factual basis for my opinion.


**FURTHER AFFIANT SAITH NOT.**



Robert A. Mulliken, M.D

SWORN TO AND SUBSCRIBED before me

this 13 day of January, 2015.

  
\_\_\_\_\_  
NOTARY PUBLIC  
My Commission Expires: 8/3/2017



**CURRICULUM VITAE**  
**Robert Alan Mulliken, MD**

**Personal Information**

Birthdate: September 7, 1958

Birthplace: Elgin, Illinois

**Home Address**

5337 Grand Avenue  
Western Springs, Illinois 60558  
(708) 784-1341

**Business Address**

University of Chicago Medical Center  
Department of Medicine  
Section of Emergency Medicine  
5841 S. Maryland Avenue, MC 5068  
Chicago, Illinois 60637  
(773) 702-9500


**Education**

1976 - 1980	University of Illinois, Urbana-Champaign B.S. Biochemistry
1980 - 1984	University of Illinois, Chicago Medical School M.D.
1984 - 1987	University of Illinois Residency Program in Internal Medicine
1987 - 1990	University of Chicago Residency Program in Emergency Medicine
1988 - 1992	University of Chicago Aeromedical Network Flight Physician

**Medical Licensure**      Illinois (036-071359)

**Certification**

1986 - present	Provider, Advanced Trauma Life Support
1987 - present	Instructor, Advanced Cardiac Life Support
1985	Diplomate of the National Board of Medical Examiners



1988                      Diplomate of the American Board of Internal Medicine

1991, 2002              Diplomate of the American Board of Emergency Medicine

### **Honors**

1979 - 1980              Senior Thesis/Departmental Distinction  
University of Illinois, Urbana-Champaign  
Department of Biochemistry

1988 - 1989              Chief Resident  
University of Chicago Emergency Medicine Residency Program

1993                      UCH Clinical Leaders Program

1995 -2000              Medical Leadership Council, Advisory Board Company

1998/2006              University of Chicago Emergency Medicine Residency  
Teacher of the Year Award

2001 - present           American Board of Emergency Medicine Oral Boards Examiner

2006                      Department of Medicine Clinical Productivity Award, Evaluation and  
Management Activity  
Department of Medicine Clinical Productivity Award, Overall Clinical  
Activity

2008                      National Medical Laboratories Professionals Week  
Excellence in Leadership Award

2008                      Door to Balloon Team, Health Grades Coronary Intervention Excellence  
Award

### **Academic Appointment and Current Position**

Assistant Professor of Clinical Medicine (CE)  
University of Chicago, 1990 – 1998

Associate Professor of Medicine (CE)  
University of Chicago, 1998 - present

Joint Chief, Section of Emergency Medicine, Department of Medicine, University of Chicago  
2009 – present

Medical Director, Adult Emergency Department (Associate Medical Director from 1990 – 1994)  
University of Chicago and the University of Chicago Hospitals  
1994 - present

Medical Director UCH Decentralized Laboratories  
2005 – present



### **Professional Memberships**

1986 - present	American College of Physicians
1987 - present	American College of Emergency Physicians
1990 - present	Society of Academic Emergency Medicine
1996 - 1999	American Medical Association
1996 - 1999	Illinois State Medical Society
1996 - 1999	Chicago Medical Society
1999 - present	American College of Emergency Physicians Ultrasound Subcommittee
2000 - present	Society of Academic Emergency Medicine Ultrasound Interest Group
2008 – present	Society of Academic Emergency Medicine Finance Committee

### **University and Hospital Committees**

1990 – 2005	Pharmacy and Therapeutics Committee
2005 – present	Pharmacy and Therapeutics Committee Chairman
1990 - present	Transfusion Committee
1995 - 1996	Managed Care Committee
1996 – 2001	Critical Care Committee
1996, 2002, 2004, 2008	Subcommittee Chair, Neurosurgery Residency Program Internal Review
1997 -2005	Clinical Laboratory Services Committee
2006 – present	Clinical Laboratory Services Committee Chairman
1997 - present	Quality Improvement Committee, Department of Medicine
1999 - present	Pain Management Task Force
1999 -2002	Committee of Associate Professors
2000/2003	Subcommittee Chair, Urology Residency Program Internal Review
2000 – 2007	Patient Safety Committee
2000 - 2004	Compliance Advisory Committee

2004 – present	BSD Practice Plan Compliance Committee
2000 - present	Clinical Research Advisory Board, Department of Medicine
2002 - present	Clinical Information Committee
2002 -2007	Performance Improvement Committee
2002 -2004	Dean's Clinical AIMS Action Committee Subcommittee Chair, Outpatient Operations
2008 – present	Medical Liability Committee
2004 – present	EPIC Project, Clinical Advisory Group
2004 – present	EMR Project Sponsor
2005 – present	CMS Oversight Committee, Quality Assurance Data Reporting
2005 – present	Sickle Cell Continuity Clinic Committee
2005 – present	Anticoagulation Task Force
2005 – present	Pharmacy and Therapeutics Infectious Diseases Subcommittee
2005 – present	CMS Quality Indicators Steering Committee
2005 – present	CMS Quality Indicators, Subcommittee Chair 2 Sections
2008 – present	Throughput and Fill Care Coordination Committee, Chairman
2009 – present	Critical Care Committee, Chairman

#### Section of Emergency Medicine Committees

1987 - present	Chair, Emergency Department Joint Practice Committee
1989 - present	Emergency Medicine Residency Selection Committee
1990 – present	Chair, Emergency Department Clinical Operations Committee

#### Bibliography

##### Original Peer-Reviewed Articles

Chin MH, Jin L, Karrison TG, Mulliken R, Cox Hayley D, Walter J, Miller A, Friedmann PD. Older patients' health-related quality of life around an episode of emergency illness. *Ann Emerg Med*. 1999; 34;5:595-603.

Chin MH, Wang LC, Jin L, Mulliken R, Walter J, Cox Hayley D, Karrison TG, Nerney MP, Miller A, Friedmann PD. The appropriateness of medication selection for older persons in the emergency department. *Acad Emerg Med* 1999 December; 6 (12).

Friedmann P, Jin L, Karrison T, Nerney M, Haley D, Mulliken R, Walter J, et al. Problem drinking in the elderly worsens overall health. *Brown University Digest of Addiction Theory and Application* 1999, 18 (12):5.

Friedmann PD, Jin L, Karrison T, Nerney M, Cox Hayley D, Mulliken R, Walter J, Miller A, Chin MH. The effect of alcohol abuse on the health status of older adults in the emergency department. *Am J Alcohol Drug Abuse* 1999;25(3):529-542.

Mulliken R, Casner M, Oral Manifestations of Systemic Disease *Emergency Medicine Clinics of North America*. August 2000.

Friedmann PD, Jin L, Karrison T, Cox Hayley D, Mulliken R, Walter J, Chin MH. Early revisit, hospitalization or death among older persons discharged from the emergency department. *Am J Emerg Med*. 2001.19 (2):125-129.

Nerney MP, Chin MH, Jin L, Karrison T, Walter J, Mulliken R, Miller A, Cox Hayley D, Friedmann PD. Factors associated with older patients' satisfaction with care in an inner-city emergency department. *Ann Emerg Med*. 2001 August 38 (2).

Shah MN, Glushak C, Karrison TG, Mulliken R, Walter J, Friedmann PD, Cox Hayley D, Chin MH. Predictors of Emergency Medical Services Utilization by Elders. *Acad Emerg Med* 2003 January; 10 (1).

Pillow T, Straus C, Mulliken R. "Emergency Neuroradiology." *emedicine from WedMD*. Updated July 23, 2009. Available at: <http://emedicine.medscape.com/article/810904-overview>.

### Abstracts

Friedmann P, et al. Factors associated with older patients' satisfaction with care in an inner-city emergency department. Presented at the Annual meeting of the Midwest Society of General Internal Medicine, September, 1997.

Chin M, Mulliken R, Walter J, et al. Characteristics and outcomes of older persons presenting to an inner-city emergency department. Presented at the Annual Meeting of the Society of General Internal Medicine, September, 1997.

Chin M, Karrison T, Jin L, Mulliken R, Cox-Haley D, Walter J, et al. Older patients' health-related quality of life around an episode of emergency illness. Presented at the Annual Meeting of the Society of General Internal Medicine, May, 1997, and the Chicago Health Sciences Research Symposium, 1997.

Mulliken R, Walter J, Miller A, Cox-Hayley D, Karrison T, Cassel C, Chin M, Friedmann P. Characteristics and outcomes of older persons presenting to an inner-city emergency department. Presented at the Society of Academic Emergency Medicine meeting, April 1997.

Cox-Hayley D, Karrison T, Walter J, Mulliken R, Miller A, Chin M, Friedmann P. Elderly in the emergency department who have inadequate social support. Presented at American Geriatrics Society 1997.

Friedmann P, Jin L, Karrison T, Nerney M, Cox-Haley D, Mulliken R, Walter J, et al. The effect of problem drinking of the health status of older adults in the emergency department. Presented at the Association for Medical Education and Research in Substance Abuse, Virginia, November, 1997.

Wang L, Jin L, Nerney M, Mulliken R, Walter J, et al. Appropriateness of medication selection for older persons in the emergency department. Presented at the Annual Meeting of the Society of General Internal Medicine, Chicago, April, 1998.

Fennessy M, Borden W, O'Connor A, Mulliken R, O'Grady J, Wells T, Greer S, Nichols J, Floreza C, Lopez J. Identifying Barriers and Solutions to Reduce Door-to-Balloon Times: A Quality Improvement Initiative. Winner UCMC Quality Fair Award 2007.

Borden W, O'Connor A, Mulliken R, Fennessy M, Nichols J, Wildon G, Lopez J. Effect of Chest Pain as the Presenting Symptom on Door-to-Balloon Times for ST-Elevation Myocardial Infarction in a University Hospital Setting. Presented at the 9<sup>th</sup> Scientific Forum on Quality of Care and Outcomes Research in Cardiovascular Disease and Stroke, Baltimore, Maryland, April 30 – May 2, 2008.

Pillow T, Brown S, Mulliken R, Carter K. An ED Based Multi-disciplinary Approach to Decreasing Visits by the Top ED Frequent Visitors with Patient "Care Plans". National Medical Association 2008 Annual Resident Research Competition. Atlanta, GA. July 2008.

Pillow T, Brown S, Mulliken R, Carter K. An ED Based Multi-disciplinary Approach to Decreasing Visits by the Top ED Frequent Visitors with Patient "Care Plans". Presented at the 2008 SAEM Midwestern Regional meeting. Coralville, Iowa. September 29, 2008.

Pillow T, Brown S, Mulliken R, Carter K, Schmidt A, Doctor S. An ED Based Multi-disciplinary Approach to Decreasing Visits by the Top ED Frequent Visitors with Patient "Care Plans". Mid-Western Regional SAEM Conference, Coralville, IA. September 29, 2008.

Pillow T, Brown S, Mulliken R, Carter K, Schmidt A, Doctor S. An ED Based Multi-disciplinary Approach to Decreasing Visits by the Top ED Frequent Visitors with Patient "Care Plans". Presented at Illinois College of Emergency Physicians Fall 2008 Symposium Research Competition – 1<sup>st</sup> Place Presentation. October 2, 2008.

Pillow T, Brown S, Mulliken R, Carter K. An ED Based Multi-disciplinary Approach to Decreasing Visits by the Top ED Frequent Visitors with Patient "Care Plans". Presented at UOC Quality Fair. Chicago, IL. October 15, 2008.

CT and ED Staff, Sissel C, Geyer M, Baron R, Paushter D, Mulliken R. Computed Tomography (CT) Performance Improvement. Presented at UCMC Quality Fair. Chicago, IL. October 15, 2008.

Doctor S, Mulliken R, Pillow T, Brown S, Carter K, Schmidt A. An ED Based, Multi-disciplinary Approach to Decreasing Top ED Frequent Visitors with Patient "Care Plans". Presented at 12<sup>th</sup> Annual SAEM Western Regional Research Forum. Park City, Utah. January 30-31, 2009.

## Article Reviews

*Emergency Medicine Reports*

*Mayo Clinic Proceedings*

## Book Reviews

*Clinical Anatomy for Emergency Medicine*, Richard S. Snell, M.D., Ph.D. for Doody Publishing

*Handbook of Emergency Medicine*, Ann Harwood-Nuss, M.D. for Doody Publishing

## Book Editor

Guest editor. Oral and facial emergencies. *Emergency Medical Clinics of North America*. August 2000.

## Research

A Randomized, Double-Blind, Multi-Center, Comparative, Phase III Study of 5-Day Oral BMS-284756 Versus Oral Clarithromycin in the Treatment of Mild to Moderate Community-Acquired Pneumonia, sub-investigator.

A Randomized, Double-Blind, Multi-Center, Comparative Study of Oral Gatifloxacin Versus Oral Trovafloxacin in the Treatment of Community Acquired Pneumonia, sub-investigator.

A Randomized, Double-Blind, Multi-Center, Comparative Phase III Study of Intravenous BMS-284756 Followed by Oral BMS-284756 Versus Intravenous Ceftriaxone With or Without Intravenous Erythromycin Followed by Oral Clarithromycin in the Treatment of Community-Acquired Pneumonia Requiring Hospitalization, sub-investigator.

A Prospective, Multicenter, Double-Blind With In-House Blinding, Randomized, Comparative Study to Evaluate the Efficacy, Safety, and Tolerability of Ertapenem Versus Piperacillin/Tazobactam in the Treatment of Diabetic Foot Infections in Adults, sub-investigator.

A Comparison of the Efficacy and Safety of Tramadol HCl/Acetaminophen Versus Hydrocodone Bitartrate/Acetaminophen Versus Placebo in Subjects with Acute Musculoskeletal Pain, principal investigator.

An open-label, multicenter, non-comparative study of oral BMS-284756 in the treatment of community-acquired pneumonia. BMS funded clinical trial, sub-investigator.

Levalbuterol vs. racemic albuterol in acute exacerbations of asthma in the emergency department. Funded by Sepracor, principal investigator.



A comparative study of the safety and efficacy of ABT-773 150 mg QD for 5 days and azithromycin 250 mg x2 QD for day 1, 250 mg QD for days 2-5, for the treatment of subjects with acute bacterial exacerbation of chronic bronchitis. Abbott Laboratories funded clinical trial, principal investigator.

Efficacy of Inflarest" added to standard therapy in patients presenting to an emergency department with exacerbation of asthma. Pharmadigm funded clinical trial, principal investigator.

A multicenter, double-blind, randomized study to compare the efficacy and safety of Levofloxacin 750MG once daily for five days versus Ciprofloxacin twice daily for ten days in the treatment of complicated urinary tract infection or acute pyelonephritis (CAPSS-349), principal investigator.

Co-investigator, Emergent care of Chicago's older persons: An analysis of prehospital factors, quality of care and outcomes. A funded longitudinal analysis of 1000 inner-city emergency department patients. Collaborative effort between the Sections of General Internal Medicine and Emergency Medicine

Principal investigator, Implementation and outcomes of a cervical cancer screening program in an inner city emergency department

Team leader – Illinois Emergency Department Asthma Collaborative. Funded multicenter initiative to study and improve asthma care in Illinois emergency departments.

Coat II Trial to evaluate high frequency chest wall oscillation in patients with asthma/COPD exacerbations. Industry sponsored trial currently enrolling ED patients who are admitted to the hospital, sub-investigator.

SETS: Statins for the early treatment of Sepsis. Double blind, placebo-controlled trial of simvastatin for septic inpatients, sub-investigator.

Randomized, double-blind trial of clindamycin, trimethoprim-sulfamethoxazole, or placebo for uncomplicated skin and soft tissue infections caused by community methicillin-resistant Staphylococcus Aureus. NIH funded trial in collaboration with pediatric and adult infectious diseases, sub-investigator.

Improving pain management through surveillance and quality improvement- the Illinois Emergency Department Pain Management Collaborative" project 1: Sickle Cell Disease – Acute Pain Episodes. Collaborative between UCMC sickle cell team, the adult ED, Northwestern Memorial Hospital, co-investigator.

Spread of community-associated MRSA among household contacts. NIH funded trial in collaboration with pediatric and adult infectious diseases.

**Teaching**

1987 -2000	University of Chicago Pritzker Medical School Introduction to Emergency Medicine Cardiac Emergencies
1991	Illinois College of Emergency Physicians Written Board Review Course, Hematology
1993 - present	University of Chicago Pritzker Medical School Physical Diagnosis Instructor
1994, 1995	Illinois College of Emergency Physicians Intensive Refresher Course Cardiology
1997 - 2000	Illinois College of Emergency Physicians Written Board Review Course Cardiology
2000	Illinois Institute of Art, Medical Emergencies and Care Delivery Systems

**University of Chicago Emergency Medicine Residency Program (1990 – present):**

Emergency Medicine Pictorial Case Series  
 Cardiac Arrhythmias Series  
 Evaluation of Chest Pain  
 EKG Interpretation  
 EKG Interpretation Workshops  
 Medical Jeopardy  
 Surgical Case Review Series  
 Current Concepts in Cardiology  
 Hypertension and Hypertensive Emergencies  
 Induction Anesthesia: Sedatives, Hypnotics, Paralytics  
 Managed Care in Emergency Medicine  
 Oral Boards Simulations  
 Dermatology and Systemic Disease  
 Dermatologic Emergencies  
 Dermatology: Pictorial Quiz  
 Antibiotics in Penetrating Abdominal trauma  
 Upper Gastrointestinal Hemorrhage  
 Toxicology of Alcohols  
 Lyme Disease  
 Wolfe-Parkinson-White Syndrome  
 Steroids in Acute Exacerbations of Asthma  
 Systemic Lupus Erythematosus  
 Transvenous Pacemakers  
 Nasopharyngoscopy  
 Proctosigmoidoscopy  
 Sengstaken Blakemore Insertion  
 Abdominal Paracentesis and the Evaluation of Ascites  
 Thoracentesis and the Evaluation of Pleural Effusions

Pericarditis, Endocarditis, Valvular Heart Disease  
 HCFA Guidelines  
 Documentation, Billing, Compliance  
 Post Residency Finances  
 Autoimmune Case Presentations  
 Visual Cues to ED Diagnoses

Oral board teaching topics:

1. Etiology and management of systolic and diastolic congestive heart failure.
2. Lupus
3. Scleroderma other autoimmune disease
4. Infectious/inflammatory arthropathy
5. Joint aspirations/injections
6. Acute/chronic liver disease
7. Sarcoid
8. Complications of sickle cell disease
9. Bacterial endocarditis
10. Acute rheumatic fever
11. Atypical presentations of reactive airway disease
12. Dysrhythmias, drugs, pacemakers
13. Acute/chronic pancreatitis
14. Evaluation of effusions, ascites
15. Small vessel stroke syndromes
16. Presentations and management of acute thyroid, adrenal and diabetic states
17. Medicolegal Trends

### **Medical Center Activities**

Implementation, training, certification, Quality Assurance of ED based ultrasound program.

Physician director of emergency department practice. Supervisory role over nursing management and staff, clerical management and staff, nurse educators, supply and equipment manager, administrative assistants, and emergency department technicians.

Manage emergency department operating budget, charges and collections, professional services coding and billing. Oversee compliance and audits of physician billing and coding practice.

Oversee evaluation and purchase of new equipment, capital equipment, and renovations.

Established emergency department satellite pharmacy, laboratory, Urgent Care Center and Ambulatory Screening Clinic. Laboratory Director of ED Lab.

Installation, upgrades and maintenance of electronic medical records system.

Responsible for emergency department quality improvement activities, regulatory agency visit preparation, policy and procedure, safety program.

Creation/participation in multidisciplinary working groups for improvement in care and operations, pathway development. Cardiology, Neurology, Radiology, Infectious Disease, Obstetrics and Gynecology, Pediatric Trauma Surgery, Anesthesia, Laboratory, Admitting Services.

Physician consultant to hospitals transformation project.

Pritzker Medical School Interviews

### **Mentorship**

Pritzker student mentorship program

American Medical Women's Association Mentorship Program

Resident peer review, administrative and quality improvement programs

Director Administrative Fellowship Program Section of Emergency Medicine

Graduate School of Business, New Venture Challenge

Undergraduate Student Shadowing Program

Revised: July 2009

Atlanta Medical Center  
303 Parkway Drive NE  
Atlanta, GA 30312

Name: BARNETT, JENNIFER  
MRN: 005270278  
ACCT: 019137496

Afolake O. Mobolaji, MD  
ADM: 02/04/2013

History and Physical

---

CHIEF COMPLAINT: Altered mental status.

HISTORY OF PRESENT ILLNESS: This is a 28-year-old Caucasian female who was brought from the airport secondary to altered mental status. Patient flew from New York tonight with 2 children. Prior to boarding the plane, patient called her husband and stated that she felt dizzy and was not feeling good prior to boarding the plane and in New York. Her husband told her to rest in the plane and he will be waiting for her at the airport here in Atlanta. On arrival to the airport, patient fainted and the air hostess called the husband and patient was brought here by the EMS. On arrival, patient has altered mental status and unresponsive to verbal stimuli. Patient had what looked like seizure activity with posturing. No other HPT elicited due to patient's level of consciousness. History told by husband.

PAST MEDICAL HISTORY: Postpartum depression, was on Paxil which she has not taken over a year.

PAST SURGICAL HISTORY: None.

SOCIAL HISTORY: Patient is married, lives with her husband and has 2 children. Husband denies tobacco use, denies drug use, but admits to occasional social alcohol intake only.

FAMILY HISTORY: Unknown.

CURRENT MEDICATIONS: None. Patient was on Paxil. She has been off this medication for over a year. No other medications taken.

ALLERGIES: No known drug allergies.

REVIEW OF SYSTEMS: Unable to obtain at this time.

PHYSICAL EXAMINATION:

GENERAL: A 28-year-old Caucasian female, obtunded, very diaphoretic and with posturing, but in no respiratory distress.

SKIN: Warm and diaphoretic.

HEAD: Normocephalic, atraumatic.

EYES: Pupils are equal. They are round and reactive to light.

NOSE: Symmetrical. No drainage noted.

MOUTH AND THROAT: Unable to examine the mouth. Patient has mouth clenched, teeth clenched, unable to visualize the oral mucosa and pharynx.

NECK: Supple. Trachea is midline.

CARDIAC: S1, S2. Tachycardic.

LUNGS: Decreased breath sounds. No wheezes or rhonchi, however.


ABDOMEN: Soft. Bowel sounds are positive.

---

Work Type: History and Physical  
T001

Work Type Code: HYP  
Page: 1

PRINTED BY: LATONYAGREEN  
DATE: 04/04/2013





Atlanta Medical Center  
303 Parkway Drive NE  
Atlanta, GA 30312

Name: BARNETT, JENNIFER  
MRN: 005270278  
ACCT: 019137496

Afolake O. Mobolaji, MD  
ADM: 02/04/2013

History and Physical

---

EXTREMITIES: Show no edema. Patient has posturing with muscle rigidity.  
NEUROLOGIC: Patient is obtunded.

LABORATORY DATA: WBC of 20.5, hemoglobin of 14.6, hematocrit of 42.7, platelets of 381. On BMP, sodium is 140, potassium 3.9, chloride of 102, bicarb of 20, BUN of 10, creatinine of 0.76, glucose of 139. Liver Enzymes: AST is normal at 25, ALT 41. Urine drug screen is positive for barbiturates only. Urine pregnancy test is negative. Urinalysis is negative. CK of 80. PT of 10.6, PTT of 26.1, INR of 0.92. Lipase is normal at 17. Acetaminophen level is 0.0. Salicylate level is 0.4. ETOH level is 0.000. TSH is normal at 1.04. Chest x-ray shows normal x-ray examination of the chest. CT of the head, impression: Normal unenhanced CT of the brain.

ASSESSMENT AND PLAN: This is a 28-year-old Caucasian female who was brought in from the airport to the Emergency Room after patient passed out on arrival to Atlanta for etiology unclear.

1. Altered mental status of unclear etiology. Patient's urine drug screen positive for barbiturates, rule out drug overdose versus accidental poisoning.

Patient is currently monitored here in the Emergency Room. Emergency Room physician gave Narcan, Ativan and Cogentin due to patient's posturing and muscle rigidity to rule out other etiology of mental status changes. Patient did not respond to any of the antidote.

2. Patient has been admitted to the intensive care unit at this time. Poison control has been called, and their recommendation is to monitor patient on tele and also to draw barbiturate plasma concentration, also to check patient's iron level, possibly not a barbiturate overdose. Also, we will continue to check patient's CK level and also start on IV fluids for hydration.

3. Leukocytosis with negative urinalysis, negative chest x-ray, so it is possible physiologic. We will monitor very closely.

4. Hyperglycemia. Also, etiology is unclear. We will monitor closely and check A1c.

5. Elevated liver enzymes. This is possibly secondary to the drug overdose; however, we will repeat CMP in morning and if needed, we will do a right upper quadrant ultrasound.

6. Tachycardia, secondary to drug overdose of unclear etiology. Patient currently is in sinus tachycardia. This will be closely monitored. If needed, we will initiate beta-blocker for heart rate control. Patient's airway is patent at this time, not in need of any airway protection. We will get an ABG for further evaluation. We will monitor very closely in the intensive care unit. We will also get neurology consultation to rule out seizures. Patient came in with some seizure-like activity, rule out any seizure disorder. At this time, we will get an EEG and have neurology consultation in morning. Further treatment and recommendation will depend on patient's clinical course.

---

Work Type: History and Physical  
T001

Work Type Code: HYP  
Page: 2

PRINTED BY: LATONYAGREEN  
DATE: 04/04/2013

Atlanta Medical Center  
303 Parkway Drive NE  
Atlanta, GA 30312

Name: BARNETT, JENNIFER  
MRN: 005270278  
ACCT: 019137496

Afolake O. Mobolaji, MD  
ADM: 02/04/2013

History and Physical  
-----

Time spent on admission 55 minutes.

Afolake O. Mobolaji, MD

TR: AOM/HN  
DD: 02/05/2013 04:11 EST  
DT: 02/05/2013 04:59 EST  
Dictation ID: 8497597/Confirmation #: 3407789  
R: 02/05/2013 05:49 EST

-----  
Work Type: History and Physical  
T001

Work Type Code: HYP  
Page: 3

Printed by: LATONYA GREEN  
DATE: 04/04/2013

Physician Documentation  
Atlanta Medical Center South Campus  
Name: Jennifer Barnett  
Emergency Department  
Age: 28 years  
Sex: Female  
DOB: 11/25/1984  
MRN: 5270278  
Arrival Date: 02/04/2013  
Arrival Time: 23:42  
Account#: 19137496  
Bed Admit Hold  
Private MD:

HPI:  
02/05

01:21 The patient's problem is reported as altered mental status, an  
apparent seizure, syncope, syncope. Onset: just prior to arrival, Per Husband: Pt was on a flight with nausea, vomiting, and fever. Husband states the flight attendant called him to let him know that Pt had nausea, vomiting, fever, and a syncopal episode as well PTA. Duration: This was a single incident, The episode is continuous. Context: the episode(s) was witnessed, flight staff, symptoms became apparent while on airplane, occurred airport, Possible contributing factors include: Recent financial stress for past 2 weeks.. The symptoms are alleviated by nothing. The symptoms are aggravated by nothing. Associated signs and symptoms: Pertinent positives: diaphoresis, nausea, seizure, vomiting, Pertinent negatives:.. Severity of symptoms: At their worst the symptoms were moderate in the emergency department the symptoms are unchanged. Patient's baseline: Neuro: alert and fully oriented, Motor: no deficits, Ambulation: walks without assistance, Speech: normal. Unable to obtain HPI due to patient distress, patient is being uncooperative. The patient has not experienced similar symptoms in the past. The patient has been recently seen by a physician: an OB/Gyn specialist. Patient's Primary Medical Doctor is: patient denies having a primary care provider. Per husband: Pt was on a flight to Georgia from New York and started to have nausea, vomiting, and fever. Husband states airport staff used Pt's phone to call husband and let him know Pt was sick. Husband admits there being some financial stress over the last 2 weeks and may be the problem. Husband states Pt's husband states Pt also has Post Partum from most recent pregnancy.. jr7

Historical:

- Allergies: Denies latex allergy; No known Allergies;
- Home Meds:
  1. None for
- PMHx: None;
- PSHx: None;
- The history from nurses notes was reviewed: and I agree with what is documented.
- Immunization history: Pneumococcal Vaccine Not up to date.  
Influenza Vaccine: Not up to date. Last tetanus immunization: - up to date, Pertussis vaccination is up to date.
- Family history: Brother has/had similar symptoms recently, SEIZURE

Name: Jennifer Barnett  
MRN: 5270278  
Account#: 19137496  
Page 1 of 9

PRINTED BY: LATONYAGREEN  
DATE: 04/04/2013



Physician Documentation  
Atlanta Medical Center South Campus  
Name: Jennifer Barnett  
Emergency Department  
Age: 28 years  
Sex: Female  
DOB: 11/25/1984  
MRN: 5270278  
Arrival Date: 02/04/2013  
Arrival Time: 23:42  
Account#: 19137496  
Bed Admit Hold  
Private MD:

DISORDER.

- Social history: Lives with family. Tobacco info : Have you ever smoked? No.
- Social history: The patient/guardian denies using tobacco, alcohol, street drugs.
- Code Status: Full code.
- History obtained from: spouse, husband.

ROS:

01:19 Constitutional: Negative for fever. Abdomen/GI: Positive for nausea, vomiting. Neuro: Positive for altered mental status, syncope, tremor, Altered LOC, atypical seizure like activity. All other systems reviewed and are negative, except as noted. Unable to obtain ROS due to patient distress, patient being uncooperative. jr7

Exam:

01:13 Constitutional: The patient appears awake, diaphoretic, Appears awake, mild distress, uncooperative. Neck: Inspection: no obvious abnormalities, ROM/movement: is supple. Cardiovascular: Patient is tachycardic. Rhythm is regular, Heart sounds: normal S1/S2. Neuro: Orientation: unable to test, Mentation: unable to test, Cranial nerves: unable to test, Cerebellar function: unable to test, Motor: Tremulous, involuntary muscle movement bilaterally. , Sensation: unable to test, Gait: not tested. Unable to assess. Resting tremor noted in Global. Atypical seizure like activity. Skin: Diaphoresis is noted. good skin turgor. Unable to obtain exam due to patient distress, patient being uncooperative. jr7

MUM:

02/04  
23:45 Patient medically screened. rj7  
02/05  
00:29 Financial registration complete. df  
00:46 ECG: rj7  
01:13 Scribe Statement: The following note is transcribed by Jessica Roberts for Dr. Hamilton in accordance with hospital guidelines. Counseling: I had a detailed discussion with guardian regarding: Data reviewed: vital signs, nurses notes. Patient has an emergent medical condition. jr7  
02:59 Plan to admit. rj7  
03:30 Differential diagnosis: CVA, metabolic disorder, drug effects, drug rj7

Name: Jennifer Barnett  
MRN: 5270278  
Account#: 19137496  
Page 2 of 9

PRINTED BY: LATONYAGREEN  
DATE: 04/04/2013

Physician Documentation  
 Atlanta Medical Center South Campus  
 Name: Jennifer Barnett  
 Emergency Department  
 Age: 28 years  
 Sex: Female  
 DOB: 11/25/1984  
 MRN: 5270278  
 Arrival Date: 02/04/2013  
 Arrival Time: 23:42  
 Account#: 19137496  
 Bed/Admit Hold  
 Private MD:

overdose, seizure. Counseling: I had a detailed discussion with the historical points, exam findings, and any diagnostic results supporting the admit diagnosis, lab results, radiology results, the need for further work-up and treatment in the hospital. Transition of care: After a detail discussion of the patient's case, care is transferred to the admitting physician. Medication response: The patient's symptoms are unchanged despite medication administration, Narcan did not improve the patient's level of consciousness, ativan -- no change, coganitin -- mild change, tremors resolved.

04:00 Other consultation: Poison control, at 04:00, supportive care, iron studies, and repeat ck. rj7

00:05 Order name: Cbc With Diff; Complete Time: 01:33	rj7
00:05 Order name: CMP; Complete Time: 01:40	rj7
00:05 Order name: EKG; Complete Time: 00:25	rj7
00:05 Order name: Drug Screen Stat Urine; Complete Time: 02:47	rj7
00:05 Order name: UPT; Complete Time: 02:23	rj7
00:05 Order name: Urinalysis; Complete Time: 02:47	rj7
00:05 Order name: CK; Complete Time: 01:40	rj7
00:05 Order name: PT; Complete Time: 02:04	rj7
00:05 Order name: PTT; Complete Time: 02:04	rj7
00:05 Order name: Lipase/Blood; Complete Time: 01:40	rj7
00:05 Order name: Acetaminophen; Complete Time: 02:23	rj7
00:05 Order name: Salicylate/Blood; Complete Time: 02:23	rj7
00:05 Order name: ETOH; Complete Time: 01:33	rj7
00:06 Order name: Ct Head W/O; Complete Time: 02:47	rj7
00:06 Order name: Chest Ap Portable; Complete Time: 02:12	rj7
00:06 Order name: ORTHOSTATIC VITALS; Complete Time: 00:21	rj7
01:42 Order name: Tsh; Complete Time: 02:47	rj7
09:25 Order name: Ck-Mb W/Out Interp	ds9
09:25 Order name: Troponin-T	ds9
09:25 Order name: ADG; Complete Time: 09:43	ds9
09:25 Order name: Magnesium Blood	ds9
09:25 Order name: PEOS	ds9
09:25 Order name: BNP-PRO	ds9
09:25 Order name: Ferritin	ds9
09:25 Order name: Lactic Acid Venous	ds9
09:25 Order name: C Reactive Protein	ds9
09:25 Order name: PT	ds9
09:54 Order name: BARBITURATES U QT	EDMS
10:49 Order name: Blood Culture	ds9

Name: Jennifer Barnett  
 MRN: 5270278  
 Account#: 19137496  
 Page 3 of 9

PRINTED BY: LATONYAGREEN  
 DATE: 04/04/2013



Physician Documentation  
Atlanta Medical Center South Campus  
Name:Jennifer Barnett  
Emergency Department  
Age:28 years  
Sex:Female  
DOB:11/25/1984  
MRN:5270278  
Arrival Date:02/04/2013  
Arrival Time:23:42  
Account#:19137496  
BedAdmit Hold  
Private MD:

10:49 Order name: Blood Culture ds9  
13:50 Order name: XR SPINAL PUNCTURE DIAGNOSTIC EDMS

ECG:

00:46 Rate is 152 beats/min. Rhythn is regular. Axis is Normal. PR interval rj/  
is normal. QRS interval is normal. QT interval is normal. No ST  
changes noted. T waves are Normal. Clinical impression: Normal ECG,  
No evidence of ischemia, and Sinus tachycardia. Interpreted by me.

Point of Care:

00:37 Blood Glucose 145 gb5

Vital Signs:

00:29 BP 136 / 82; Pulse 158; Resp 20; Temp 97.8; Pulse Ox 99% on R/A; gb5  
Weight 76.64 kg / 168.96 lbs; Height 5 ft. 10 in. (177.80 cm); Pain  
0/10;  
01:55 BP 129 / 84; Pulse 155; Resp 20; Pulse Ox 99% on R/A; Pain 0/10; pp  
04:33 BP 122 / 79; Pulse 136; Resp 21; Temp 98.1; Pulse Ox 99% on R/A; Pain gb5  
0/10;  
07:55 BP 126 / 66; Pulse 84; Resp 20; Pulse Ox 97% on 1 lpm NC; Pain 0/10; ds9  
09:08 BP 125 / 76; Pulse 106; Resp 16; Temp 101.0(A); Pulse Ox 96% on 1 lpm ds9  
NC; Pain 0/10;  
10:50 BP 129 / 62; Pulse 88; Resp 18; Temp 101.0(A); Pulse Ox 95% on 1 lpm ds9  
NC; Pain 0/10;

Dispensed Medications:

00:20 Drug: Ativan 2 mg; Route: IVP; gb5  
00:30 Drug: NS 0.9% 1000 mL; Route: IV; Rate: 1000 Bolus; pp  
00:30 Drug: Zofran 4 mg; Route: IVP; pp  
01:37 Drug: Benztropine 2 mg; Route: IM; Site: left deltoid; gb5  
03:55 Drug: Narcan 0.4 mg; Route: IVP; gb5  
07:45 Drug: NS 0.9% 1000 mL; Route: IV; Rate: 100 mL/h; Site: right ds9  
forearm; Delivery: Pump;  
09:40 Drug: Tylenol - Acetaminophen Suppository 650 mg; Route: PR; ds9

Disposition:

03:32 Attestation: After interviewing the patient, I agree with HPI as rj/  
documented. My personal exam revcals findings consistent with those  
documented. All diagnostic studies were reviewed and discussed. I  
confirm diagnosis as documented by the NP/PA. My conclusion is that

Name:Jennifer Barnett  
MRN:5270278  
Account#:19137496  
Page 4 of 9

PRINTED BY: LATONYAGREEN  
DATE: 04/04/2013

Physician Documentation  
Atlanta Medical Center South Campus  
Name: Jennifer Barnett  
Emergency Department  
Age: 28 years  
Sex: Female  
DOB: 11/25/1984  
MRN: 5270278  
Arrival Date: 02/04/2013  
Arrival Time: 23:42  
Account#: 19137496  
Bed Admit Hold  
Private MD:

the patient requires in-patient care. We will notify an admitting physician. I, Dr. Richisa Hamilton, have reviewed and agree with scribe's documentation. . Critical Care: (Time does not include time spent in separately billable procedures).

03:59 Critical Care: (Time does not include time spent in separately billable procedures). rj7

Critical Care Time:

03:32 Critical care time: Bedside Care: 35 minutes, Family Intervention: 20 minutes. Total time: 55 minutes rj7

03:59 Critical care time: Consultation: 20 minutes. Total time: 20 minutes rj7

Outcome:

00:26 ECG/EKG eb4  
04:22 Admit Orders gh2  
04:22 History and physical gh2  
20:32 Other: Hand off communication jml4

Disposition Summary:

03:32 Problem is new. Symptoms have improved. rj7

Admit ordered at 02/05/2013 02:59. Admitted to SC N3, Lu Mobolaji, Afolake in Improved condition with a preliminary diagnosis of Altered LOC, Barbiturate Poisoning.

Signatures:

Dispatcher MedHost	EDMS
Mathew, Jeffrey, ERT	ERT jml4
Hammock, Gina, ERT	ERT gh2
Peart, Paul, RN	RN pp
Stockhoff, Diane, RN	RN ds9
Boyd, Elisha, ERT	ERT cb4
Favors, Debra	df
Brown III, George, RN	RN gb5
Johnson, Richisa, MD	MD rj7
Roberts, Jessica	jr7

Corrections: (The following items were deleted from the chart)

01:34 01:13 Counseling: I had a detailed discussion with patient regarding: jr7

Name: Jennifer Barnett

MRN: 5270278

Account#: 19137496

Page 5 of 9

PRINTED BY: LATONYAGREEN

DATE: 04/04/2013

Physician Documentation  
Atlanta Medical Center South Campus  
Name: Jennifer Barnett  
Emergency Department  
Age: 28 years  
Sex: Female  
DOB: 11/25/1984  
MRN: 5270278  
Arrival Date: 02/04/2013  
Arrival Time: 23:42  
Account#: 19137496  
Bed Admit Hold  
Private MD:

jr7  
01:45 01:21 Per husband: Pt was on a flight to Georgia from New York and started to have nausea, vomiting, and fever. Husband states airport staff used Pt's phone to call husband and let him know Pt was sick. Husband admits there being some financial stress over the last 2 weeks and may be the problem.. jr7  
09:20 09:25 Ck ordered. EDMS

Orders:  
Order: Cbc With Diff; Ordered: 02/05 00:05; By: rj7; For: rj7; Reviewed 02/05 01:33 By: Johnson, Richisa, MD; Order Method: Electronic; Frequency Lab?: Once; Priority Lab?: STAT; Specimen Source?: Blood  
Order: CMP; Ordered: 02/05 00:05; By: rj7; For: rj7; Reviewed 02/05 01:40 By: Johnson, Richisa, MD; Order Method: Electronic; Frequency Lab?: Once; Priority Lab?: STAT; Specimen Source?: Blood  
Order: EKG; Ordered: 02/05 00:05; By: rj7; For: rj7; Completed 02/05 00:25 By: Boyd, Elisha, ERT; Order Method: Electronic  
Order: Drug Screen Stat Urine; Ordered: 02/05 00:05; By: rj7; For: rj7; Reviewed 02/05 02:47 By: Johnson, Richisa, MD; Order Method: Electronic; Frequency Lab?: Once; Priority Lab?: STAT; Specimen Source?: Urine  
Order: UPT; Ordered: 02/05 00:05; By: rj7; For: rj7; Reviewed 02/05 02:23 By: Johnson, Richisa, MD; Order Method: Electronic; Frequency Lab?: Once; Priority Lab?: STAT; Specimen Source?: Urine  
Order: Urinalysis; Ordered: 02/05 00:05; By: rj7; For: rj7; Reviewed 02/05 02:47 By: Johnson, Richisa, MD; Order Method: Electronic; Frequency Lab?: Once; Priority Lab?: STAT; Specimen Source?: Fluid  
Order: Ck; Ordered: 02/05 00:05; By: rj7; For: rj7; Reviewed 02/05 01:40 By: Johnson, Richisa, MD; Order Method: Electronic; Frequency Lab?: Once; Priority Lab?: STAT; Specimen Source?: Blood  
Order: PT; Ordered: 02/05 00:05; By: rj7; For: rj7; Reviewed 02/05 02:04 By: Johnson, Richisa, MD; Order Method: Electronic; Coagulation Therapy: No Anticoag; Frequency Lab?: Once; Heparin Admin/Via: None; Priority Lab?: STAT; Specimen Source?: Blood  
Order: PTT; Ordered: 02/05 00:05; By: rj7; For: rj7; Reviewed 02/05 02:04 By: Johnson, Richisa, MD; Order Method: Electronic; Coagulation Therapy: No Anticoag; Frequency Lab?: Once; Heparin Admin/Via: None; Last Dose Info: n/a; Priority Lab?: STAT; Specimen Source?: Blood  
Order: Lipase/Blood; Ordered: 02/05 00:05; By: rj7; For: rj7;

Name: Jennifer Barnett  
MRN: 5270278  
Account#: 19137496  
Page 6 of 9

PRINTED BY: LATONYAGREEN  
DATE: 04/04/2013

Physician Documentation  
Atlanta Medical Center South Campus  
Name: Jennifer Barnett  
Emergency Department  
Age: 28 years  
Sex: Female  
DOB: 11/25/1984  
MRN: 5270278  
Arrival Date: 02/04/2013  
Arrival Time: 23:42  
Account#: 19137496  
Bed Admit Hold  
Private MD:

Reviewed 02/05 01:40 By: Johnson, Richisa, MD; Order Method:  
Electronic; Frequency Lab?: Once; Priority Lab?: STAT; Specimen  
Source?: Blood  
Order: Acetaminophen; Ordered: 02/05 00:05; By: rj7; For: rj7;  
Reviewed 02/05 02:23 By: Johnson, Richisa, MD; Order Method:  
Electronic; Frequency Lab?: Once; Priority Lab?: STAT; Specimen  
Source?: Blood  
Order: Salicylate/Blood; Ordered: 02/05 00:05; By: rj7; For: rj7;  
Reviewed 02/05 02:23 By: Johnson, Richisa, MD; Order Method:  
Electronic; Frequency Lab?: Once; Priority Lab?: STAT; Specimen  
Source?: Blood  
Order: ETOH; Ordered: 02/05 00:05; By: rj7; For: rj7; Reviewed 02/05  
01:33 By: Johnson, Richisa, MD; Order Method: Electronic; Frequency  
Lab?: Once; Priority Lab?: STAT; Specimen Source?: Blood  
Order: NS 0.9% 1000 mL IV at 1000 Bolus once; Ordered: 02/05 00:05;  
By: rj7; For: rj7; Administered: 02/05 00:30 By: pp; Rate: 1000  
Bolus; Frequency: once; Order Method: Electronic Administration: NS  
0.9% 1000 mL IV at 1000 Bolus  
Order: Ativan 2 mg IVP once; Ordered: 02/05 00:05; By: rj7; For: rj7;  
Administered: 02/05 00:20 By: gb5; Frequency: once; Order Method:  
Electronic Administration: Ativan 2 mg IVP  
Order: Zofran 4 mg IVP once; Ordered: 02/05 00:05; By: rj7; For: rj7;  
Administered: 02/05 00:30 By: pp; Frequency: once; Order Method:  
Electronic Administration: Zofran 4 mg IVP  
Order: Ct Head W/O; Ordered: 02/05 00:06; By: rj7; For: rj7; Reviewed  
02/05 02:47 By: Johnson, Richisa, MD; Notes: Bed Name: 11; Order  
Method: Electronic; Frequency Rad?: Once; PREGNANT: No; Priority  
Rad?: STAT; REASON FOR EXAM: Altered Mental Status; TRANSPORT MODE:  
Stretcher  
Order: Chest Ap Portable; Ordered: 02/05 00:06; By: rj7; For: rj7;  
Reviewed 02/05 02:12 By: Johnson, Richisa, MD; Notes: Bed Name: 11;  
Order Method: Electronic; Frequency Rad?: Once; PREGNANT: No;  
Priority Rad?: STAT; REASON FOR EXAM: Weakness; TRANSPORT MODE:  
Stretcher  
Order: ORTHOSTATIC VITALS; Ordered: 02/05 00:06; By: rj7; For: rj7;  
Completed 02/05 00:21 By: Brown III, George, RN; Order Method:  
Electronic  
Order: Benztropine 2 mg IM once; Ordered: 02/05 01:02; By: rj7; For:  
rj7; Administered: 02/05 01:37 By: gb5; Frequency: once; Order  
Method: Electronic Administration: Benztropine 2 mg IM in left  
deltoid

Name: Jennifer Barnett  
MRN: 5270278  
Account#: 19137496  
Page 7 of 9

PRINTED BY: LATONYAGREEN  
DATE: 04/04/2013

Physician Documentation  
Atlanta Medical Center South Campus  
Name: Jennifer Barnett  
Emergency Department  
Age: 28 years  
Sex: Female  
DOB: 11/25/1984  
MRN: 5270278  
Arrival Date: 02/04/2013  
Arrival Time: 23:42  
Account#: 19137496  
Bed Admit Hold  
Private MD:

Order: Tsh; Ordered: 02/05 01:42; By: rj7; For: rj7; Reviewed 02/05 02:47 By: Johnson, Richisa, MD; Order Method: Electronic; Frequency Lab?: Once; Priority Lab?: STAT; Specimen Source?: Blood  
Order: Narcan 0.4 mg IVP oncs; Ordered: 02/05 01:54; By: rj7; For: rj7; Administered: 02/05 03:55 By: gbb; Frequency: once; Order Method: Electronic Administration: Narcan 0.4 mg IVP  
Order: NS 0.9% 1000 mL IV at 100 mL/h Continuous via Pump; Ordered: 02/05 07:59; By: ds9; Administered: 02/05 07:45 By: ds9; Rate: 100 mL/h; Frequency: Continuous; Order Method: Verbal - RBV; Sign Off: Administration: NS 0.9% 1000 mL IV at 100 mL/h in right forearm via Pump  
Order: Tylenol - Acetaminophen Suppository 650 mg PR once; Ordered: 02/05 09:21; By: ds9; Administered: 02/05 09:40 By: ds9; Frequency: once; Order Method: Verbal - RBV; Sign Off: Administration: Tylenol - Acetaminophen Suppository 550 mg PR  
Order: Ck; Ordered: 02/05 09:25; By: ds9; Canceled 02/05 09:28 By: Dispatcher MedHost; Order Method: Verbal - RBV; Sign Off: ; Frequency Lab?: Once; Priority Lab?: STAT; Specimen Source?: Blood  
Order: Ck-Mb W/Out Interp; Ordered: 02/05 09:25; By: ds9; Returned 02/05 11:06 By: Dispatcher MedHost; Order Method: Verbal - RBV; Sign Off: ; Frequency Lab?: Once; Priority Lab?: STAT; Specimen Source?: Blood  
Order: Troponin-T; Ordered: 02/05 09:25; By: ds9; Returned 02/05 11:06 By: Dispatcher MedHost; Order Method: Verbal - RBV; Sign Off: ; Frequency Lab?: Once; Priority Lab?: STAT; Specimen Source?: Blood  
Order: ABG; Ordered: 02/05 09:25; By: ds9; Completed 02/05 09:43 By: Sanders, Ted, RRT; Order Method: Verbal - RBV; Sign Off: ;  
Order: Magnesium Blood; Ordered: 02/05 09:25; By: ds9; Returned 02/05 11:06 By: Dispatcher MedHost; Order Method: Verbal - RBV; Sign Off: ; Frequency Lab?: Once; Priority Lab?: STAT; Specimen Source?: Blood  
Order: PHOS; Ordered: 02/05 09:25; By: ds9; Returned 02/05 11:06 By: Dispatcher MedHost; Order Method: Verbal - RBV; Sign Off: ; Frequency Lab?: Once; Priority Lab?: STAT; Specimen Source?: Blood  
Order: BNP-PRO; Ordered: 02/05 09:25; By: ds9; Returned 02/05 11:11 By: Dispatcher MedHost; Order Method: Verbal - RBV; Sign Off: ; Frequency Lab?: Once; Priority Lab?: STAT; Specimen Source?: Blood  
Order: Ferritin; Ordered: 02/05 09:25; By: ds9; Returned 02/05 11:23 By: Dispatcher MedHost; Order Method: Verbal - RBV; Sign Off: ; Frequency Lab?: Once; Priority Lab?: STAT; Specimen Source?: Blood  
Order: Lactic Acid Venous; Ordered: 02/05 09:25; By: ds9; Returned 02/05 12:29 By: Dispatcher MedHost; Order Method: Verbal - RBV;

Name: Jennifer Barnett  
MRN: 5270278  
Account#: 19137496  
Page 8 of 9

PRINTED BY: LATONYAGREEN  
DATE: 04/04/2013

Physician Documentation  
Atlanta Medical Center South Campus  
Name: Jennifer Barnett  
Emergency Department  
Age: 28 years  
Sex: Female  
DOB: 11/25/1984  
MRN: 5270278  
Arrival Date: 02/04/2013  
Arrival Time: 23:42  
Account#: 19137496  
Bed Admit Hold  
Private MD:

Sign Off: ; Frequency Lab?: Once; Priority Lab?: STAT; Specimen Source?: Blood  
Order: C Reactive Protein; Ordered: 02/05 09:25; By: ds9; Returned 02/05 11:06 By: Dispatcher MedHost; Order Method: Verbal - RBV; Sign Off: ; Frequency Lab?: Once; Priority Lab?: STAT; Specimen Source?: Blood  
Order: PT; Ordered: 02/05 09:25; By: ds9; For: rj7; Returned 02/05 10:57 By: Dispatcher MedHost; Order Method: Verbal - RBV; Sign Off: ; Coagulation Therapy: No Anticoag; Frequency Lab?: Once; Heparin Admin/Via: None; Priority Lab?: STAT; Specimen Source?: Blood  
Order: BARBITURATES U QT; Ordered: 02/05 09:54; By: EDMS; Sent 02/05 10:49 By: Stockhoff, Diane, RN  
Order: Blood Culture; Ordered: 02/05 10:49; By: ds9; Sent 02/05 11:09 By: Stockhoff, Diane, RN; Order Method: Verbal - RBV; Sign Off: ; Frequency Lab?: Once; Priority Lab?: STAT; Specimen Source?: Blood; Was a Lactic Acid (Lactate) ordered?: Yes  
Order: Blood Culture; Ordered: 02/05 10:49; By: ds9; Sent 02/05 11:09 By: Stockhoff, Diane, RN; Order Method: Verbal - RBV; Sign Off: ; Frequency Lab?: Once; Priority Lab?: STAT; Specimen Source?: Blood; Was a Lactic Acid (Lactate) ordered?: Yes  
Order: XR SPINAL PUNCTURE DIAGNOSTIC; Ordered: 02/05 13:50; By: EDMS; In Process Unspecified 02/05 14:43 By: Dispatcher MedHost  
Order: CT HEAD OR BRAIN W/ + W/O CONTRAST; Ordered: 02/05 18:52; By: EDMS

Order Signatures:  
Johnson, Richisa, MD, MD, rj7;  
Mobolaji, Afolake, MD, MD;  
Stockhoff, Diane, RN, RN, ds9;  
Singh, Neetu, MD, MD;  
Dispatcher MedHost, EDMS;

Name: Jennifer Barnett  
MRN: 5270278  
Account#: 19137496  
Page 9 of 9

PRINTED BY: LATONYAGREEN  
DATE: 04/04/2013



Atlanta Medical Center  
303 Parkway Drive NE  
Atlanta, GA 30312

Name: BARNETT, JENNIFER  
MRN: 005270278  
ACCT: 019137496

Afolake O Mobolaji, MD  
ADM: 02/04/2013  
DIS: 02/05/2013

Discharge Summary

---

ADMITTING PHYSICIAN: Afolake Mobolaji, MD

DISCHARGE PHYSICIAN: Afolake Mobolaji, MD

CONSULTS:

1. Atlanta Neurology
2. Rao Mikkilineni, MD, Pulmonology

LABORATORY DATA: At the time of discharge, her sodium is 140, potassium 2.9, BUN 10, creatinine 0.76, glucose 139 and white count of 20.55.

PROCEDURES:

1. Patient had a lumbar puncture done.
2. CAT scan, which is negative. CT of the head, which is negative. Chest x-ray negative for acute process.
3. EEG.

BRIEF HOSPITAL COURSE: A 28-year-old Caucasian female with no significant past medical history, admitted to the hospital with altered mental status. She had an elevated CK level with persisting decreased level of consciousness with the possibility of new onset seizure. She received IV Dilantin loading dose. Atlanta Neurology was consulted. Patient also had leukocytosis with febrile episode for which she was placed on IV vancomycin along with IV Levaquin and Flagyl. Patient's family requested her to be transferred over to Emory Hospital. During the ICU stay, patient got hypotensive and tachycardic for which she received IV bolus and she was started on IV normal saline at 250 mL/hour. Patient was also seen by Dr. Mikkilineni from pulmonology. Arrangements were made to transfer her over to Emory for further care.

---

Afolake O Mobolaji, MD

Dictated by LYNN LTPA, RN

TR:LL/CN

DD:02/05/2013 18:17 EST

DT:02/05/2013 21:16 EST

Dictation ID: 8504660/Confirmation #: 3411486

R: 02/06/2013 01:47 EST

---

Work Type: Discharge Summary  
T001

Work Type Code: DGS  
Page: 1

PRINTED BY: LATONYA GREEN  
DATE: 04/04/2013



STATE OF OHIO

COUNTY OF CUYAHOGA



**AFFIDAVIT**

**PERSONALLY APPEARS** before the undersigned authority, duly authorized to administer oaths, comes Franklin A. Michota, Jr., M.D., who, after first being duly sworn, deposes and states as follows:

1.

I am Franklin A. Michota, Jr. I am a medical doctor currently licensed to practice medicine in the State of Illinois and have been continuously so licensed for approximately 21 years. That time period includes February 2013, which is the subject of my review and opinions, as well the five years prior to that period. I attended undergraduate school at the Ohio State University and Medical School at the Ohio State University College of Medicine and Public Health where I received my Medical Degree in 1993. I completed my residency in internal medicine in 1996 at the Cleveland Clinic. I became Board Certified in Internal Medicine by the American Board of Internal Medicine in 1996 and the National Board of Medical Examiners in 1994. I am licensed to practice medicine in Ohio. I am over the age of eighteen (18) years, suffer from no legal disabilities, and give this Affidavit based upon my own personal knowledge and belief. My Curriculum Vitae is attached hereto and incorporated herein as Exhibit "A."

2.

The subject of my review was the care and treatment of Jennifer Barnett. Ms. Barnett was at one time the patient of Afolake Mobolaji, M.D. and Neetu Singh, M.D. The medical records that are available for review reveal that on or about February 4-5, 2013, Dr. Mobolaji and Dr. Singh treated Ms. Barnett at Atlanta Medical Center. For at least three of the five years preceding that date (and in fact, continuously for many years prior to that date), I was regularly engaged in the clinical practice of internal medicine for adults like Ms. Barnett. Specifically, I was regularly

engaged in

- the assessment and treatment of patients with suspected strokes, including strokes caused by occlusion of the basilar artery;
- the implementation of stroke protocols for patients admitting to the Intensive Care Unit with an altered mental status and neurological signs consistent with strokes and/or damage to the brain; and
- the general care and treatment of patients in the ICU setting, including patients with an altered mental status and neurological signs consistent with strokes and/or damage to the brain.

3.

Based upon my education, training and experience, I am familiar with that degree of care and skill ordinarily exercised by members of the medical profession generally under the same or similar circumstances and like surrounding conditions (the “standard of care”). Specifically, I am familiar with that degree of care and skill required by internal medicine physicians rendering medical care to patients like Jennifer Barnett to assess and treat altered mental status and neurological signs consistent with strokes and/or damage to the brain, as her condition is reflected in the medical records that I have reviewed.

4.

In connection with giving this Affidavit, I have reviewed the following of Jennifer Barnett’s medical records: (1) Medical records from Atlanta Medical Center from February 4, 2013 through February 5, 2013; (2) Emory Medical Records; and (3) Imaging and diagnostic studies performed on February 5, 2013.

5.

The medical records reveal that, on February 4, 2013 at 11:42 p.m., Ms. Barnett arrived at the Atlanta Medical Center. She had been transported by ambulance from the airport, after fainting, to the emergency room at Atlanta Medical Center with a chief complaint of altered mental status. The History and Physical noted that upon arrival Ms. Barnett had an altered mental status, was unresponsive to verbal stimuli, and had what looked like seizure activity with

posturing. The physical examination performed on Ms. Barnett noted that she was obtunded and very diaphoretic with posturing. See History and Physical attached hereto as Exhibit "B."

6.

Dr. Afolake Mobolaji was the admitting Intensive Care Unit physician. Dr. Mobolaji's differential diagnosis for Ms. Barnett was altered mental status of unknown etiology, rule out drug overdose versus accidental poisoning, leukocytosis, hyperglycemia, elevated liver enzymes, and tachycardia, secondary to drug overdose of unknown etiology. In spite of Ms. Barnett's altered mental state and neurological symptoms consistent with a stroke, and the ER physician's differential diagnosis of CVA and seizure, Dr. Mobolaji failed to initiate a workup and evaluation for a stroke. See History and Physical attached hereto as Exhibit "B." Dr. Neetu Singh was the hospitalist who was the attending physician that examined Ms. Barnett in the Intensive Care Unit at 10:00 a.m. on February 5, 2013. The physical examination that she performed on Ms. Barnett noted that she was obtunded and posturing. Dr. Singh's differential diagnosis was altered mental status, seizure versus drug overdose, and leukocytosis, possibly reactive with episode of fever. At 10:15 a.m., Dr. Singh ordered a consult with neurology, but not on an immediate or urgent basis. In spite of Ms. Barnett's continued altered mental state and neurological symptoms consistent with a stroke, Dr. Singh also failed to initiate a workup and evaluation for a stroke.

7.

Ms. Barnett was never evaluated or treated for a suspected stroke during her hospitalization at Atlanta Medical Center.

8.

At approximately 6:17 p.m. on February 5, 2013, pursuant to her family's request, Ms. Barnett was transferred to Emory Hospital for further evaluation and treatment. See Discharge Summary attached hereto as Exhibit "C."

9.

Ms. Barnett later suffered a stroke resulting in her being in a permanent "locked in" condition, confined to a wheelchair and unable to communicate except through eye movement.

10.

It is my opinion, based upon my education, training, experience and the facts contained in the medical records I have reviewed, the standard of care required Dr. Mobolaji to initiate a workup and evaluation of Ms. Barnett for a stroke, particularly when Dr. Mobolaji's assessment was an altered mental status and neurological signs consistent with strokes and/or damage to the brain. Further, the standard of care required Dr. Singh to order a neurological consult on an immediate or urgent basis and initiate a workup and evaluation of Ms. Barnett for a stroke, particularly when Dr. Singh's assessment was an altered mental status and neurological signs consistent with strokes and/or damage to the brain.

11.

By failing to initiate a workup and evaluation of Ms. Barnett for a stroke, particularly when Dr. Mobolaji's assessment was an altered mental status and neurological signs consistent with strokes and/or damage to the brain, it is my opinion that Dr. Mobolaji's actions fell below the applicable standard of care for internal medicine physicians and thus amounts to professional negligence. Further, by failing to order a neurological consult on an immediate or urgent basis and initiate a workup and evaluation of Ms. Barnett for a stroke, particularly when Dr. Singh's assessment was an altered mental status and neurological signs consistent with strokes and/or damage to the brain, it is my opinion that Dr. Singh's actions fell below the applicable standard of care for internal medicine physicians and thus amounts to professional negligence


12.

For each of the opinions I express in this Affidavit, I hold those opinions to a reasonable degree of medical probability or certainty; that is, more likely than not.

13.

It is not the purpose of the Affidavit to set forth each and every criticism that I have now or may have in the future regarding the care and treatment rendered to Ms. Barnett by Dr. Mobolaji in the February 4-5, 2013 time frame. It is my understanding that this Affidavit is being used to satisfy OCGA § 9-11-9.1, which requires that this Affidavit set forth one negligent act and the factual basis for my opinion.


**FURTHER AFFIANT SAITH NOT.**



Franklin A. Michota, Jr., M.D.

SWORN TO AND SUBSCRIBED before me

this 22<sup>nd</sup> day of January, 2015.



NOTARY PUBLIC  
My Commission Expires: 10/6/2017



Franklin A. Michota, Jr., MD, FACP, FHM  
CURRICULUM VITAE

PART I: GENERAL INFORMATION

Date Prepared: January 21, 2013

Office Address: M2 Annex / Department of Hospital Medicine  
Cleveland Clinic  
9500 Euclid Avenue  
Cleveland, Ohio 44195

Phone: 216-445-8383

FAX: 216-444-4116

Email: [michotf@ccf.org](mailto:michotf@ccf.org)

Home Address: 7059 Twin Creeks Court  
Independence, OH 44131

Family: Wife: Karen Wensink-Michota  
Son: Michael (age 15)  
Son: Ryan (age 12)  
Daughter: Emma (age 11)  
Daughter: Olivia (age 10)

EDUCATION:

1989	BS	The Ohio State University, Columbus, Ohio
1993	MD	The Ohio State University, Columbus, Ohio

POSTDOCTORAL TRAINING:

1993-1994	Intern in Medicine, The Cleveland Clinic Foundation, Cleveland, OH
1994-1996	Resident in Medicine, The Cleveland Clinic Foundation, Cleveland, OH
1996-1997	Chief Medical Resident, The Cleveland Clinic Foundation, Cleveland, OH

LICENSURE AND CERTIFICATION:

1994	Diplomate, National Board of Medical Examiners
1994	Physician License, Ohio (#35-06-7975)
1996	Diplomate, American Board of Internal Medicine
2006	Recertified, American Board of Internal Medicine

HOSPITAL AND HEALTH CARE ORGANIZATION SERVICE RESPONSIBILITIES:

1996-1997	Clinical Associate, Department of Emergency Medicine, The Cleveland Clinic Foundation, Cleveland, OH
1996-1997	Clinical Associate, Department of General Internal Medicine, The Cleveland Clinic Foundation, Cleveland, OH
1996-1997	Attending Physician, Sisters of Charity Hospital/St. Vincent's Medical Center, Cleveland, OH
1997-2000	Assistant Staff, Department of General Internal Medicine, The Cleveland Clinic Foundation, Cleveland, OH
2000-2007	Full Staff, Department of General Internal Medicine, The Cleveland Clinic Foundation, Cleveland, OH
2007-present	Full Staff, Department of Hospital Medicine, Medicine Institute, Cleveland Clinic

ACADEMIC AND TEACHING APPOINTMENTS



1996-1997	Chief Medical Resident, The Cleveland Clinic Foundation, Cleveland, OH
2002-2004	Director, Hospital Medicine Fellowship Program, The Cleveland Clinic Foundation, Cleveland, OH
1996-2005	Clinical Assistant Professor of Medicine, Penn State University College of Medicine, Hershey, PA
2000-2005	Clinical Assistant Professor of Medicine, Ohio State University College of Medicine, Columbus, OH
1997-2006	Associate Program Director, Internal Medicine Residency Program, Division of Education, The Cleveland Clinic Foundation, Cleveland, OH
2008-2010	Co-discipline Leader, Advanced Core in Perioperative Medicine, Cleveland Clinic Lerner College of Medicine, Cleveland, OH
2009-2010	Co-director, Acute Care Preceptorship, Cleveland Clinic Lerner College of Medicine, Cleveland, OH
<b>2007-present</b>	Director, Academic Affairs, Department of Hospital Medicine, Cleveland Clinic, Cleveland, OH
<b>2008-present</b>	Director of Problem Based Learning Case Development – year 1, Cleveland Clinic Lerner College of Medicine, Cleveland, OH
<b>2008-present</b>	Associate Professor of Medicine, Cleveland Clinic Lerner College of Medicine at Case Western Reserve University, Cleveland, OH
<b>2010-Present</b>	Core Faculty, Internal Medicine Residency Program, Education Institute, Cleveland Clinic, Cleveland, OH

#### TEACHING ACTIVITIES

1996-1997	Internal Medicine Resident Noon Conference Moderator (110 hours)
1996-1997	Morning Report Moderator (100 hours)
1996-1997	Chief Resident Teaching Clinic (120 hours)
1996-2005	Penn State 3 <sup>rd</sup> Year Medical Student Lecture Series (12 hours per year)
1996-2005	Ohio State 3 <sup>rd</sup> Year Medical Student ECG Class (12 hours per year)
2006-2007	IMPACT Clinic preceptor for CCLCM Advance Core (2-3 months per year)
2008-2012	CCLCM Advanced Core Journal Club/Seminar Preceptor (60 hours per year)
<b>1997-present</b>	Teaching Ward Attending (3-4 months per year)
<b>1997-present</b>	Internal Medicine Resident Academic Half Day Speaker (5 hours per year)
<b>1997-present</b>	Internal Medicine Resident Morning Report Preceptor (10 hours per year)
<b>1997-present</b>	Grand Rounds/CME presentations (20-50 hours per year) [see Part III]
<b>2004-present</b>	Fellows Conference Speaker (5-10 hours per year)
<b>2006-present</b>	CCLCM Acute Care Preceptor (30 hours per year)
<b>2006-present</b>	CCLCM Medical Debate Series (8 hours per year)
<b>2007-present</b>	CCLCM Problem Based Learning Tutor Year 1+2 (36 hours per year)
<b>2009-present</b>	CCLCM Basic Core Seminar Preceptor (15 hours per year)

#### HOSPITAL OR AFFILIATED INSTITUTION APPOINTMENTS

1997-2000	Clinical Director of Hospital Medicine, The Department of General Internal Medicine, The Cleveland Clinic Foundation, Cleveland, OH
1999-2001	Head, Section of Preoperative Medicine, The Department of General Internal Medicine, The Cleveland Clinic Foundation, Cleveland, OH
2002-2004	Medical Director, Subacute Services, The Division of Post-Acute Medicine, The Cleveland Clinic Foundation, Cleveland, OH
2000-2007	Head, Section of Hospital Medicine, The Department of General Internal Medicine, The Cleveland Clinic Foundation, Cleveland, OH

#### MAJOR COMMITTEE ASSIGNMENTS:

Local

2003-2004	The Cleveland Clinic Lerner College of Medicine Admissions Committee, <u>Member</u> , The Division of Education, The Cleveland Clinic Foundation, Cleveland, OH
1996-2006	Clinical Competence Committee, Internal Medicine Residency Program, <u>Member</u> , The Cleveland Clinic Foundation, Cleveland, OH
1996-2006	Residency Selection Committee, Internal Medicine Residency Program, <u>Member</u> , The Cleveland Clinic Foundation, Cleveland, OH
1997-2006	Curriculum Committee, Internal Medicine Residency Program, <u>Member</u> , The Cleveland Clinic Foundation, Cleveland, OH
1998-2007	Clinical Operations Committee, Department of General Internal Medicine, <u>Member</u> , The Cleveland Clinic Foundation, Cleveland, OH
2002-2007	Critical Response Committee, <b>Chairman</b> , The Cleveland Clinic Foundation, Cleveland, OH
2005-2007	Medicolegal Risk Committee, <u>Member</u> , The Cleveland Clinic Foundation, Cleveland, OH
2009-2010	Education Committee, <b>Chairman</b> , Department of Hospital Medicine, Medicine Institute, Cleveland, OH
2009-2011	VTE Steering Committee, <u>Member</u> , Quality & Patient Safety Institute, Cleveland Clinic, Cleveland, OH
2009-2011	VTE Prophylaxis Work Group, <b>Chairman</b> , Quality & Patient Safety Institute, Cleveland Clinic, Cleveland, OH
<b>2006-present</b>	Pharmacy and Therapeutics Committee, <b>Chairman</b> , The Cleveland Clinic Foundation, Cleveland, OH
<b>2008-present</b>	Clinical Competence Committee, Internal Medicine Residency Program, <u>Member</u> , The Cleveland Clinic Foundation, Cleveland, OH
<b>2008-present</b>	Pharmacy and Therapeutics Committee, <b>Co-Chairman</b> , The Cleveland Clinic Health System, Cleveland, OH
<b>2008-present</b>	Basic Science Education Committee, <u>Member</u> , Cleveland Clinic Lerner College of Medicine, Cleveland, OH
<b>2008-present</b>	PBL Oversight Committee, <u>Member</u> , Cleveland Clinic Lerner College of Medicine, Cleveland, OH
<b>2008-present</b>	Basic Core Curriculum Committee, <u>Member</u> , Cleveland Clinic Lerner College of Medicine, Cleveland, OH
National	
1998-1999	Abstract Review Committee, <b>Chairman</b> , 3 <sup>rd</sup> Annual Meeting, National Association of Inpatient Physicians, Philadelphia, PA
1998-2000	Meeting Organization Committee, <u>Member</u> , National Association of Inpatient Physicians, Philadelphia, PA
1999-2000	Abstract Review Committee, <b>Chairman</b> , 1 <sup>st</sup> Midwest Regional Meeting, National Association of Inpatient Physicians, Rochester, MN
2000-2001	Abstract Review Committee, <u>Member</u> , 4 <sup>th</sup> Annual Meeting, National Association of Inpatient Physicians, Atlanta, GA
2001-2002	Abstract Review Committee, <u>Member</u> , 5 <sup>th</sup> Annual Meeting, National Association of Inpatient Physicians, Philadelphia, PA
1999-2003	USLME Step 3 Test Material Development Committee, <u>Member</u> , National Board of Medical Examiners, Philadelphia, PA
2002-2003	Abstract Review Committee, <u>Member</u> , 6 <sup>th</sup> Annual Meeting, National Association of Inpatient Physicians, Philadelphia, PA
2001-2003	Core-Competencies Task Force, <u>Member</u> , National Association of Inpatient Physicians, Philadelphia, PA
2001-2004	VTE Core-Competencies Workgroup, <u>Member</u> , Society of Hospital Medicine, Philadelphia, PA
2003-2004	Midwest Regional Meeting Organization Committee, <u>Member</u> , National Association of Inpatient Physicians, Philadelphia, PA

2003-2005	USLME Step 3 Test Material Development Committee, <b>Chairman</b> , National Board of Medical Examiners, Philadelphia, PA
1998-2006	Education Committee, <u>Member</u> , Society of Hospital Medicine, Philadelphia, PA
2001-2006	Research Committee, <u>Member</u> , Society of Hospital Medicine, Philadelphia, PA
2001-2006	Midwest Regional Council, <u>Member</u> , Society of Hospital Medicine, Philadelphia, PA
2005-2008	Technical Advisory Panel (TAP), Quality Measures for Deep Vein Thrombosis, <u>Member</u> , Joint Commission/NQF, Chicago, IL
2005-2009	USLME Step 3 Computer Simulation Scoring Committee, Member, National Board of Medical Examiners, Philadelphia, PA
2004-2011	Coalition to Prevent Deep Vein Thrombosis, <u>Member</u> , Society of Hospital Medicine, Philadelphia, PA
2004-2011	USLME Step 3 Interdisciplinary Review Committee, <u>Member</u> , National Board of Medical Examiners, Philadelphia, PA
<b>2013-present</b>	Technical Advisory Panel (TAP), Quality Measures for Deep Vein Thrombosis, <u>Member</u> , Joint Commission/NQF, Chicago, IL

#### PROFESSIONAL SOCIETIES:

1993-1996	American College of Physicians, Associate
2000-2005	Society of General Internal Medicine, Member
1996-2006	Association of Program Directors in Internal Medicine, Member
2003-2007	American College of Physicians, Member
<b>1998-present</b>	Society of Hospital Medicine, Charter Member and <u>Fellow</u>
<b>2004-present</b>	Northern Ohio Medical Association
<b>2008-present</b>	American College of Physicians, <u>Fellow</u>
<b>2009-present</b>	Society for Perioperative Assessment and Quality Improvement

#### EDITORIAL/GOVERNING BOARDS:

<b>1996-present</b>	Associate Editor, The Cleveland Clinic Journal of Medicine
<b>2008-present</b>	Medical Editor-in-Chief, Hospitalist News, Elsevier
<b>2008-present</b>	Member, Editorial Advisory Board, Internal Medicine News, Elsevier
<b>2008-present</b>	President and Chairman of the Board, Hospital Quality Foundation
<b>2009-present</b>	Member, Editorial Advisory Board, Hospital Practice, Health Information Publications (HIP)
<b>2012-present</b>	Member, Editorial Board, Hospital Medicine Reviews

#### JOURNAL REVIEWER

<b>1996-present</b>	Cleveland Clinic Journal of Medicine
<b>2000-present</b>	American Journal of Managed Care
<b>2005-present</b>	Journal of General Internal Medicine
<b>2006-present</b>	Journal of Thrombosis and Haemostasis
<b>2007-present</b>	Journal of Hospital Medicine
<b>2009-present</b>	Chest

#### HOSPITAL CONSULTING

2009-2010	Middlesex Hospital VTE Quality Improvement Project, Middlesex, CT
2010-2011	Texas Health VTE Quality Improvement Project, Dallas, Tx

## AWARDS AND HONORS:

1986	Phi Eta Sigma
1986	Alpha Lambda Delta
1987	Golden Key National Honor Society
1988	Helix – The Ohio State University Biological Science Honor Society
1989	Outstanding College Students of America
1990	Cancer Research Assistantship Award
1992	Alpha Omega Alpha
1996	Chief Medical Resident, The Cleveland Clinic Foundation, Cleveland, OH
1998	Bruce Hubbard Stewart Fellow, Department of Bioethics, The Cleveland Clinic Foundation, Cleveland, OH
2004-2007	Named One of Northern Ohio's "Top Docs," by North Ohio Live Magazine
2006	Sylvania City Schools Distinguished Alumni Award
2008	Fellow of the American College of Physicians
2008-2009	GIM/Hospitalist Teacher of the Year Award, Internal Medicine Residency Program, Cleveland Clinic
2009	Fellow of the Society of Hospital Medicine
2009	GIM/Hospitalist Teacher of the Year Award, Internal Medicine Residency Program, Cleveland Clinic
2010	GIM/Hospitalist Teacher of the Year Award, Internal Medicine Residency Program, Cleveland Clinic
2011	Outstanding Educator Award, Medicine Institute, Cleveland Clinic
<b>2000-present</b>	Who's Who Honors in Healthcare
<b>2004-present</b>	Named One of Cleveland's "Top Doctors" by Cleveland Magazine

## PART II: BIBLIOGRAPHY

### PEER REVIEWED ORIGINAL ARTICLES

1. **Michota F:** "Do Today's Medical Residents Really Have it Better?" Clev Clin J Med 1997; 64 (9):457-60.
2. **Michota F, Lewis T, Cash J:** "Inpatient Medicine and the Evolution of the Hospitalist"; Clev Clin J Med 1998; 68 (11):192-200.
3. **Michota F:** "Update in Hospital Medicine," Ann Int Med 2000; 132:384-390.
4. **Michota F:** "Evidence-Based Evaluation of the Hospitalist Model of Care," J Clin Outcomes Manag 2000; 7(1):49-53.
5. **Michota F:** "The Inpatient Specialist: What is the Difference?" Am J Manag Care 2000; 6 (5):622-624.
6. **Michota F:** "Trends in Hospital Medicine: Hospitalist Advantages Revealed" Clev Clin J Med 2001; 68 (7):659-662.
7. Jneid H, Correia N, **Michota F:** "A 65 year old man with Progressive Shortness of Breath" Clev Clin J Med; 2001; 68 (10):888-894.
8. **Michota F, Frost S:** "Perioperative Management of the Hospitalized Patient," Med Clin N Am 86 (2002): 1-18
9. **Michota F:** "VTE Prophylaxis in the Medically Ill Patient," Clin Chest Med 24 (2003): 93-101.
10. Frost S, Brotman D, **Michota F:** "Rational Use of D-Dimer Measurement to Exclude Acute Venous Thromboembolic Disease." Mayo Clin Proc 2003; 78:1385-1391.
11. **Michota F, Frost S:** "The Preoperative Evaluation: Use History and Physical Rather than Routine Testing" Clev Clin J Med 2004; 71 (1): 63-70.
12. Santalucia C, **Michota F:** "When and How to Terminate the Physician-Patient Relationship." Clev Clin J Med; 2004; 71 (3): 179-183.

13. **Michota F.** "Venous Thromboembolism Prophylaxis in Medical Patients," Current Opinion in Cardiology 2004; 19(6):570-4.
14. Young JB, Correia NG, Francis GS, Maisel A, **Michota F.** "Testing for B-type natriuretic peptide in the diagnosis and assessment of heart failure: what are the nuances?" Clev Clin J Med; 2004; 71 (Suppl 5): S1-S17.
15. Jaffer A, Brotman DJ, **Michota F:** "Management of venous thromboembolism: state-of-the art review of current and emerging options" Clev Clin J Med; 2005; 72 Suppl 1:S37-42.
16. **Michota F**, Merli G: "Special patient populations: do they require special considerations in dosing anticoagulants?" Clev Clin J Med; 2005; 72 Suppl 1:S14-23.
17. Kaw R, **Michota F**, Jaffer A, Ghamande S, Auckley D, Golish J. Unrecognized Sleep apnea in the Surgical patient: Implications for the Peri-operative setting. Chest; 2005; 129 (1): 198-205.
18. Jaffer AK, Brotman DJ, Sridharan S, Litaker D, **Michota F**, Frost S, Girgis J, Pioro M, Correia N, Widmann H, Kippes C, Stoller JK; "Postoperative pulmonary complications: experience with an outpatient pre-operative assessment program," Journal of Clinical Outcomes Management 2005; 12(10): 505-510.
19. Jaffer A, **Michota F.** "Why perioperative medicine matters more than ever," Clev Clin J Med 2006, 73 (suppl 1); 2006: pp. S1
20. **Michota F.** "The preoperative evaluation and use of laboratory testing," Clev Clin J Med 2006; 73(suppl 1): pp.S4-S8.
21. **Michota F.** "Preventing venous thromboembolism in surgical patients," Clev Clin J Med 2006; 73 (suppl 1): ppS88-S95.
22. **Michota F**, Braithwaite S; Avoiding complications in the hospitalized patient: the case for tight glycemic control," J Hosp Med 2007 (2) Suppl 1:S1-S4
23. **Michota F.** "What are the disadvantages of sliding scale insulin?" J Hosp Med 2007 (2) Suppl 1:S20-S22.
24. **Michota F.** "Bridging the Gap Between Evidence and Practice in Venous Thromboembolism Prophylaxis: The Quality Improvement Process," J Gen Int Med 2007; 22(12):pp.1762-1770.
25. Zuber M. Attenhofer Jost CH. Kipfer P. Collins SP. **Michota F.** Peacock WF. "Acoustic cardiography augments prolonged QRS duration for detecting left ventricular dysfunction." Annals of Noninvasive Electrocardiology. 12(4):316-28, 2007 Oct.
26. Cai O, Brotman D, Phillips C, **Michota F**, Tang W, Whinney C, Panneerselvam A, Hixson E, Garcia M, Francis G, Jaffer A. "Outcomes of Patients with Stable Heart Failure Undergoing Elective Non-Cardiac Surgery," Mayo Clin Proc 2008; 83(3):280-288.
27. Jois-Bilowich P, **Michota F**, Bartholomew JR, Glauser J, Diercks D, Weber J, Fonarow G, Emerman C, Peacock WF. "Venous Thromboembolism Prophylaxis in Hospitalized Heart Failure Patients," Journal of Cardiac Failure 2008; 14(2):127-132.
28. Whinney C, **Michota F.** "Surgical Comanagement: A Natural Evolution of Hospitalist Practice," J Hosp Med 2008; 3(5)5: 394-397
29. Auron-Gomes M, **Michota F.** "Medical Management of the Hip Fracture Patient," Clinics in Geriatric Medicine 2008; 24(4): 701-719
30. **Michota F**, Amin A. "Bridging the Gap Between Evidence and Practice in Acute Decompensated Heart Failure Management," J Hosp Med 2008; 3(6), Suppl: S7-S15.
31. McKean S, Deitelzweig S, Sasahara A, **Michota F**, Jacobson A. "Assessing the risk of venous thromboembolism and identifying barriers to thromboprophylaxis in the hospitalized patient," J Hosp Med 2009; 4 (8Suppl):S1-S7.
32. Deitelzweig S, Sasahara A, **Michota F**, McKean SC, Jacobson A. "Guidelines-based use of thromboprophylaxis." J Hosp Med 2009; 4 (8Suppl):S1-S7.
33. Sasahara A, **Michota F**, McKean SC, Deitelzweig S, Jacobson A. "Optimizing management of venous thromboembolism: diagnosis, treatment, and secondary prevention." J Hosp Med 2009; 4 (8Suppl):S16-S23.

34. **Michota F**, Connor PJ, McKean SC, Deitelzweig S, Sasahara A, Jacobson A. "Improving thromboprophylaxis: performance measures and practical strategies. J Hosp Med 2009; 4 (8Suppl):S24-30.
35. **Michota F**. "Prevention of Venous Thromboembolism after Surgery," Clev Clin J Med 2009; 76 (suppl 4): ppS45-S52.
36. **Michota F**, Donnelly M. "Medicolegal Issues in Perioperative Medicine: Lessons from Real Cases," Clev Clin J Med 2009; 76 (suppl 4): ppS119-S125.
37. Shrishrimal K, Hart P, **Michota F**. "Management of diabetes in hemodialysis patients," Clev Clin J Med 2009; 76 (1): 649-655.
38. Muntz J, **Michota F**. "Prevention and Management of Venous Thromboembolism in the Surgical Patient: Options by Surgery Type and Individual Patient Risk Factors," Am J Surg 2010; 199(1A Suppl):S11-S20.
39. **Michota F**. "ICH: Pick your poison," Clev Clin J Med 2010 (77)11:743-746.
40. Khan NA, Campbell NR, Frost SD, Gilbert K, **Michota F**, Usmani A, Seal D, Ghali WA. "The risk of intraoperative hypotension with loop diuretics: a randomized controlled trial." Am J Med 2010; 123(11):1059e1-8.
41. Bear J, **Michota F**. "Nausea and vomiting in a 50-year-old woman," Clev Clin J Med 2011 (78)4:233-239.
42. Auron M, Harte BH, Kumar AJ, **Michota F**. "Renin-angiotensin system antagonists in the perioperative setting - clinical consequences and recommendations for practice" Postgrad Med J 2011; published online March 25; doi: 10.1136/pgmj.2010.112987
43. Alraies M, Alraiyes A, **Michota F**. "Should surgery be cancelled when surreptitious cocaine use is discovered before elective non-cardiac surgery?" Middle East J Anesthesiol 2011 Oct;21(3):445-456.

#### NON-PEER REVIEWED ARTICLES AND CORRESPONDENCE

1. Frost S, **Michota F**: "Hospital Medicine: Past, Present, and Future," Primary Care Reports; August 2003; 9 (8): 75-83.
2. **Michota F**: "Bridging the Gap in Venous Thromboembolism Prophylaxis – Are Hospitalists Up to the Challenge?" The Hospitalist. 2003; 7(5):26-28.
3. Frost S, **Michota F**: "Risk Stratification for Noncardiac Surgery" [corresp]. Annals of Intern Med. 2004; Jan6; 140 (1):W1
4. **Michota F**. "Venous Thromboembolism: Who is at Risk and Who is Being Treated," Journal of Clinical Prevention 2004; 2(1):5-10.
5. **Michota F**, Saber W. "Prevention of Venous Thromboembolism in the Medical Patient: Fact versus Fiction," Primary Care Reports; 2004; 11:1-17.
6. **Michota F**. "Controversies and new directions in the management of venous thromboembolism in the perioperative setting," The Hospitalist; 2004; 6 (Suppl 1): S32-S38.
7. **Michota F**. "Venous thromboembolism: epidemiology, characteristics, and consequences," Prevention of Thromboembolic Events, Clinical Cornerstone 2006; Vol 7, No. 4 :pp.1-5.
8. **Michota F**. "Prevention of Venous Thromboembolism in Medically Ill Patients," Thrombosis Clinic 2007; 2(1):23-33
9. Hamieh T, **Michota F**: "Educational interventions alone are not sufficient to change outcomes in venous thromboembolism," [corresp]. J Hosp Med. 2009; 4(2):142-3

#### BOOKS

1. **Michota F**, editor in chief: Diagnostic Procedures Handbook, 2<sup>nd</sup> Edition. Hudson, Ohio: Lexi-Comp Inc; 2001.
2. Stoller J, **Michota F**, Mandell B, editors in chief: 4<sup>th</sup> Edition. The Cleveland Clinic Intensive Review of Internal Medicine, Philadelphia: Lippencott, Williams & Wilkens; 2005.



3. Williams MV, Flanders S, Whitcomb W, Cohn S, **Michota F**, Holman R, Gross R, Merli G editors. Comprehensive Hospital Medicine: An Evidence-Based Approach; Philadelphia: Saunders 2007.
4. Stoller J, **Michota F**, Mandell B, editors in chief: 5<sup>th</sup> Edition. The Cleveland Clinic Intensive Review of Internal Medicine, Philadelphia: Lippencott, Williams & Wilkens; 2009

#### BOOK CHAPTERS

1. **Michota F**: “Board Simulation: Genetic Diseases in Internal Medicine”; in Stoller J, Ahmad M, Longworth D, editors. 2<sup>nd</sup> Edition, The Cleveland Clinic Intensive Review of Internal Medicine. Philadelphia: Lippencott, Williams & Wilkens; 2000: pp. 146-152.
2. **Michota F**: “Urology”: in Michota F, editor. Diagnostic Procedures Handbook, 2<sup>nd</sup> Edition. Hudson, Ohio: Lexi-Comp Inc; 2001:273-293.
3. **Michota F**: “Ultrasound”: in Michota F, editor. Diagnostic Procedures Handbook, 2<sup>nd</sup> Edition. Hudson, Ohio: Lexi-Comp Inc; 2001:475-511.
4. **Michota F**, Mazzone P: “Pulmonary Medicine and Critical Care”: in Michota F, editor. Diagnostic Procedures Handbook, 2<sup>nd</sup> Edition. Hudson, Ohio: Lexi-Comp Inc; 2001:187-273.
5. **Michota F**: “Board Simulation: Genetic Diseases in Internal Medicine; in Stoller J, Ahmad M, Longworth D, editors. 3<sup>rd</sup> Edition, The Cleveland Clinic Intensive Review of Internal Medicine. Philadelphia: Lippencott, Williams & Wilkens; 2002: pp. 132-139.
6. Baghdasarian S, Abou Jawde R, **Michota F**: “A 48 year old woman with Post-operative Shortness of Breath,” in Longworth D, Stoller J, Casey D, Jewell J, editors. 1<sup>st</sup> Edition, The Cleveland Clinic Internal Medicine Case Reviews. Philadelphia: Lippencott, Williams & Wilkens; 2003; pp 288-292.
7. **Michota F**: “Board Simulation: Genetic Diseases in Internal Medicine,” in Stoller J, **Michota F**, Mandell B. 4<sup>th</sup> Edition, The Cleveland Clinic Intensive Review of Internal Medicine. Philadelphia: Lippencott, Williams & Wilkens; 2005; pp.137-144.
8. Fares WH., **Michota, F**: “Heart Failure,” in Glasheen J: Hospital Medicine Secrets, Philadelphia: Elsevier; 2007; pp.207-216.
9. Fares WH., **Michota, F**: “Heart Failure,” In: Williams MV, ed. Comprehensive Hospital Medicine: An Evidence-Based Approach, Philadelphia: Saunders 2007; pp.159-166
10. Rajamanickam A, Noor S, **Michota, F**: “Syncope,” In: Williams MV, ed. Comprehensive Hospital Medicine: An Evidence-Based Approach, Philadelphia: Saunders. 2007; pp.197-205
11. **Michota F**: “Indwelling Urinary Catheters: Infection and Complications,” In: Potts J, ed. Genitourinary Pain and Inflammation,” Totawa NJ: Humana Press 2008; 375-384.
12. **Michota F**: “Perioperative Concerns—Orthopedics, General Surgery, Surgical Oncology, and Obstetrics,” In: Deitelzweig S, Amin A, editors: Contemporary Hospitalist Guide to Anticoagulation; AMM Co. 2009
13. **Michota F**: “Genetic Disease,” in Stoller J, **Michota F**, Mandell B, editors in chief: 5<sup>th</sup> Edition. The Cleveland Clinic Intensive Review of Internal Medicine, Philadelphia: Lippencott, Williams & Wilkens; 2009: 132-143.
14. Khan O, **Michota F**: “Venous Thromboembolic Disease,” Stoller J, **Michota F**, Mandell B, editors in chief: 5<sup>th</sup> Edition. The Cleveland Clinic Intensive Review of Internal Medicine, Philadelphia: Lippencott, Williams & Wilkens; 2009; 391-400.
15. Torres-Finnerty N, **Michota F**: “Venous Thromboembolism in Surgical Patients,” in Fang M: 1<sup>st</sup> Edition. Inpatient Anticoagulation, Hospital Medicine: Current Concepts; Wiley & Blackwell, 2011: 107-136.
16. Alraies MC, **Michota F**: “Intra-Abdominal and Pelvic Surgery” in: Jaffer A, Grant P, editors: Inpatient Perioperative Medicine: Medical Consultation and Co-management. John Wiley & Sons, Inc, Hoboken, New Jersey - Publication Date: August 14, 2012. ISBN-10: 0470627514

## ABSTRACTS

1. Jain A, **Michota F**: "The Impact of the Hospitalist Model on the Continuity of Care" Ohio Meeting of the American College of Physicians; Columbus, Ohio; October 21, 1998.
2. Wasni OA, Gurm H, **Michota F**: "Of Cats and Men: A Cat Scratch Causing Sepsis in a 76-Year-Old Man" National Meeting of the American College of Physicians; Philadelphia, PA; April 14, 2000.
3. **Michota F**, Jain A: "Hospitalists and Continuity: Mutually Exclusive?" 3<sup>rd</sup> Annual Meeting of the National Association of Inpatient Physicians; Philadelphia, PA, April 11-12, 2000.
4. **Michota F**: "Hospitalists Vs. Non-hospitalists: Does a Separate Consciousness Exist?" Midwestern Regional Meeting of the National Association of Inpatient Physicians; Rochester, MN, August 18-19, 2000.
5. Sridahran D, Stoller J, Litaker D, **Michota F**, et al: "Standardized Preoperative Evaluation: Improving Outcomes" Midwestern Regional Meeting of the National Association of Inpatient Physicians; Rochester, MN, August 18-19, 2000.
6. Murphey B, Schilz R, **Michota F**: "Code Blue: Who Lives and Who Dies? Predicting Mortality in Cardiopulmonary Resuscitation" Midwestern Regional Meeting of the National Association of Inpatient Physicians; Rochester, MN, August 18-19, 2000.
7. **Michota F**, Blixen C, Shermock K, Secic M: "The Innocence of Sleep? Medical Errors in the Hospitalized Elderly" 4<sup>th</sup> Annual Meeting of the National Association of Inpatient Physicians; Atlanta, GA, March 27-28, 2001.
8. Wazni O, **Michota F**: "Its Not 'Just a Scratch:' *Pastuerella* Sepsis in a 76 Year Old Man" 4<sup>th</sup> Annual Meeting of the National Association of Inpatient Physicians; Atlanta, GA, March 27-28, 2001.
9. **Michota F**, Blixen C, Shermock K, Secic M: "To Err is Human: The Elderly at Risk" National Meeting of the Society of General Internal Medicine; San Diego, CA, May 2-5, 2001.
10. Hneid J, Correia N, **Michota F**: "Strongyloidiasis and the Hyperinfection Syndrome" *JGIM* (Suppl) 16:1; 2001: 46.
11. Baghdasarian S, Abou Jawde R, **Michota F**: "A 48 year old woman with Post-operative Shortness of Breath," 3<sup>rd</sup> Midwest Regional Meeting of the National Association of Inpatient Physicians, Cleveland, OH, September 13-14, 2002.
12. **Michota F**, Goldhaber G, Tapson V: "VTE Under the Microscope: Results from the DVT-FREE Registry," 6<sup>th</sup> Annual Meeting of the Society of Hospital Medicine, San Diego, California, April 1-2, 2003
13. Thacker HL, Deal C, Muschler G, Licata A, **Michota F**, Sikin, A: "The Cleveland Clinic Foundation (CCF) Hip Fracture Interdisciplinary Initiative," 14<sup>th</sup> Annual Meeting of the North American Menopause Society, September 19, 2003. *Menopause* 2003; 10(6):582
14. **Michota F**, Goldhaber SZ, Tapson V. "Analysis of the Treatment of Deep Vein Thrombosis in 2726 Hospitalized Patients enrolled in the DVT FREE Registry," Annual Meeting of the American Society of Hematology, San Diego, California, December 6, 2003. *Blood*. 2004 (11):320A.
15. Cai O, Whinney C, **Michota F**, Phillips C: "Long term benefit of heart failure disease management programs," Society of Hospital Medicine Annual Meeting, Washington DC, May 4-5, 2006. *The Journal of Hospital Medicine* 2006; 1(Suppl 2): 4.
16. Grant P, Kedia N, Phillips C, Whinney C, Jaffer A, **Michota F**. "Perioperative statin therapy in major noncardiac surgery. ," Society of Hospital Medicine Annual Meeting, Washington DC, May 4-5, 2006. *The Journal of Hospital Medicine* 2006; 1(Suppl 2): 9.
17. Cai O, **Michota F**, Whinney C, Phillips C: "Long-term benefit of heart failure disease management programs," *Circulation* 2006; 113:e799.
18. **Michota F**, Jaffer A: "Patient education tool for the preoperative process and the role of the medical consultant," *Clev Clin J Med* 2006 (73): E-suppl 1:S28.
19. Jaffer A, Harte B, Hixson E, Parker B, Aneja A, Kashyap V, Borkowski R, Maurer W, Singh V, Militello M, Rodriguez L, Brotman D, Krishnamurthi V, **Michota F**, Vitagliano

- S, Henderson M: "Formalized preoperative assessment for noncardiac surgery at a large tertiary care medical center leads to higher rates of perioperative beta-blocker use," Clev Clin J Med 2006 (73): E-suppl 1:S34.
20. Cai O, Phillips C, Brotman D, Whinney C, **Michota F**, Garcia M, Panneerselvam A, Hixson E, Parker B, Jaffer A: "Risk factors for long-term mortality among heart failure patients after elective major noncardiac surgery," Clev Clin J Med 2006 (73): E-suppl 1:S35.
  21. Goldman MP, Kvanetz DA, Leonard MC, **Michota FA** "Implementation of a new pharmacy and therapeutics committee structure in a large academic institution" American Society of Health-System Pharmacists Meeting, Las Vegas, NV, December 3, 2007
  22. Rajamanickam A, Gugliotti D, **Michota F** "Lessons learned from a mock code blue program at a large academic medical center," Society of Hospital Medicine Annual Meeting, San Diego, California; April 3-5, 2008.
  23. Alraies CM, Alraiyes A, Rajamanickam A, **Michota F** "Can patients with critical aortic stenosis undergo noncardiac surgery with intervening aortic valve replacement?" Clev Clin J Med 2009; 76(Electronic Suppl 1):3S46.
  24. Gugliotti D, Whinney C, Freyle H, **Michota F**. "A problem based learning curriculum for teaching systems based practice competencies to residents." Academic Internal Medicine Week 2010; Alliance for Academic Internal Medicine, San Antonio, TX, October 15, 2010.
  25. Gugliotti D, Whinney C, Ramaswamy A, **Michota F**. "Use of a Community Hospital Journal to Teach Systems Based Practice to Residents," ADPIM Spring Conference, Atlanta, GA, April 22-26, 2012.

#### PUBLISHED OR LIVE INTERVIEWS/CONSENSUS OPINIONS

1. **Michota F**, in "Attending physician of record poses practical, legal challenges," Hospitalist & Inpatient Management Report; November 2000:164-166.
2. **Michota F**, in "Advice for treating hip fractures promotes early surgery and rehabilitation: anticoagulants, protein supplements," Hospitalist & Inpatient Management Report; December 2000:152-156.
3. Wachter B, **Michota F**, in "Family doctors losing care of hospital patients," The Plain Dealer; Cleveland, Tuesday, June 5, 2001.
4. **Michota F**, in "New Directions in the Treatment and Prevention of Deep Vein Thrombosis," Am J Manag Care 2001; 7:17, Supp.
5. **Michota F**, in "DVT FREE/SAVE Consensus Panel and Scientific Roundtable," American Health Consultants, Miami, Florida, March 30, 2002.
6. Quayle D, **Michota F**. DVT/PE Free Satellite Media Tour. Spotlight Health Communications. Phoenix, Arizona; August 21, 2002.
7. **Michota F**, in "A Look at the Current Management of Acutely Decompensated heart Failure: Is A Different Approach Needed," CME-Today for Hospitalists, Volume 1, Number 1, November 2002: 7-15.
8. **Michota F**, in "National Experts' Consensus Panels for Clinical Excellence in Thrombosis Management," Phoenix, Arizona; February 22, 2003.
9. **Michota F**, in "DVT Leadership Conference," hosted by the Centers for Disease Control and the American Public Health Association, Washington DC, February 26, 2003.
10. **Michota F**, in "Prophylaxis of venous thrombembolism (VTE) in the hospitalized medical patient" Internal Medicine Consensus Reports; May 1, 2003.
11. **Michota F**, in "Current Considerations for Cephalosporin use in Complicated Urinary Tract Infections," Hospital Medicine Consensus Reports; September 1, 2003.
12. **Michota F**, in "Long Flights and Thrombosis," New York Times, February 29, 2003.
13. **Michota F**, in "Timelier Treatment for Community Acquired Pneumonia," Today's Hospitalist, March 2004.
14. Kazaan L, **Michota F**. DVT/PE Free Satellite Media Tour. Burson-Marsteller Public Relations. New York, New York; March 11, 2004.

15. **Michota F**, in "Economy Class Syndrome," Live AP Radio Interview with Tom Donohue, May 29, 2004.
16. Bloom M, **Michota F**. Larry King "Live". Medical segment supporting National Spokesperson, Melanie Bloom, widow of NBC correspondent David Bloom, on DVT Awareness Month 2005. Coalition to Prevent DVT. March 9, 2005.
17. Bloom M, Woodruff B, Woodruff L, White C, **Michota F**, Twitty J in "Tribute to David Bloom," Jane Pauley Show. Coalition to Prevent DVT. March 15, 2005.
18. Bloom M, **Michota F**. Today Show, segment highlighting DVT Awareness; Coalition to Prevent DVT, March 8, 2007
19. Bloom M, **Michota F**, Chand B. Cleveland Clinic Awareness Event highlighting DVT; Coalition to Prevent DVT, Cleveland Clinic, March 15, 2007
20. Bloom M, **Michota F**, Peirson S. Today Show, segment highlighting DVT Awareness; Coalition to Prevent DVT, March 4, 2008
21. Bernstein B, **Michota F**. National DVT Screening Day, Radio Media Tour; Burson-Marsteller. Cleveland, Ohio; March 25, 2008
22. **Michota F**. "Welcome to Hospitalist News." Hospitalist News; April 2008.
23. **Michota F**. "Defining Hospitalization Goals Yields Cost-Effective Care," Hospitalist News; May 2008
24. **Michota F**. "Hospital Compare: Deciphering the Data," Hospitalist News; September 2008.
25. **Michota F**. "Critical Care Shortcut is the Wrong Route," Hospitalist News; August 2012
26. **Michota F**. "Learning from the Mistakes of Others," Hospitalist News; November 2012
27. **Michota F**. "Medico-Legal Lessons Series: Reversal of Fortune," Hospitalist News; December 2012.
28. **Michota F**. "Medico-Legal Lessons Series: A Pain in the Neck," Hospitalist News; January 2013.

#### EDUCATION MEDIA MATERIALS

1. **Michota F**, Deitcher S, Fry E. Current Concepts in Thrombosis: CME Lecture Series. Postgraduate Institute of Medicine. 2000.
2. **Michota F**, Young JB, Abraham WT, Fonarow GC. New Perspectives on Acutely Decompensated Heart Failure. CME Today; Medical Education Broadcast Network. Londonderry, NH. 2002
3. Armainsson L, **Michota F**: "Congestive heart failure due to acute myocardial infarction." [CaseStudyRx.com](#); Vol 1, Number 6. July 2003.
4. **Michota F**: "Management of Effective Outcomes in Acutely Decompensated, Hospitalized Heart Failure Patients," [CaseStudyRx.com](#); Vol 1, Number 6. December 2003.
5. **Michota F**, Vijayaraghavan K, Peters S. Acute Decompensated Heart Failure: Defining Management Standards and Best Practice. CME Today; Medical Education Broadcast Network. Londonderry, NH. 2004.
6. **Michota F**. Preventing Venous Thromboembolism: A Practical Guide to Identifying Patients at Risk. CME Today; Medical Education Broadcast Network. Londonderry, NH 2004.
7. Yancy, CW, **Michota F**, Emerman CL: Treatment Strategies for Acute Decompensated Heart Failure: Clinical realities and Future Directions; i3DLN Education Network, March 23, 2006, Live broadcast
8. **Michota F**, Heywood JT. Heartounds: Challenges in ADHF Management; SynerMed Communications, September 30, 2007
9. **Michota F**, Wheeler A. Completing the Course: Optimizing VTE Prophylaxis Across the Continuum of Care. North American Center for Continuing Medical Education; A Serial Learning Initiative. Webinar Conference Series., September 17, 2009.
10. **Michota F**. Deep Vein Thrombosis in Focus: Expert perspectives on Reducing the Burden of Venous Thromboembolism; Guideline-Based VTE Risk Stratification Upon

- Hospital Admission, ReachMD Satellite Radio XM160; CME provided by NACCME, Princeton, NJ; CME valid until 12/10/10; recorded February 7, 2010.
11. **Michota F**, Pollack C, Christy G, Fanikos J. Advances in Prevention and Management of Venous Thromboembolism in Patients with Thrombocytopenia: An Educational Initiative. Hospital Quality Foundation. April 28, 2010.
  12. **Michota F**, Pollack C, Christy G, Fanikos J. Heparin-Associated Thrombocytopenia Web Cast Series. Hospital Quality Foundation in partnership with the Exeter Group. April 2010.
  13. **Michota F**, Ortel T. Improving the Risk Assessment and Prophylaxis of VTE: A Multispecialty AMA Performance Improvement Initiative. Med-IQ, June 11, 2010.
  14. **Michota F**, Khorana A. Joint Commission Special Report: Improving Surgical and Inpatient Outcomes in VTE. Med-IQ, July 7, 2010.
  15. **Michota F**. How to Improve Quality of Care in Stroke: A Hospitalist Perspective. Physician Weekly Spotlight Edition, Special Issue May 2010

### PART III: CME ACCREDITED ACTIVITIES

#### CME Course Appointments

1. Director, Abstract Competition and Scientific Poster Session, 3<sup>rd</sup> Annual Meeting, National Association of Inpatient Physicians, Philadelphia, Pennsylvania, April 11, 2000.
2. Director, Abstract Competition and Scientific Poster Session, 1<sup>st</sup> Midwest Regional Meeting, National Association of Inpatient Physicians, Rochester, Minnesota, August 18, 2000.
3. Director, 3<sup>rd</sup> Annual Midwest Regional Meeting, "Topics in Hospital Medicine," National Association of Inpatient Physicians, Cleveland, Ohio, September 13-14, 2002.
4. Co-Director, 16<sup>th</sup> Annual Intensive Review of Internal Medicine, Cleveland Clinic Foundation, Cleveland, Ohio, June 1-6, 2004.
5. Co-Director, 17<sup>th</sup> Annual Intensive Review of Internal Medicine, Cleveland Clinic Foundation, Cleveland, Ohio, June 6-11, 2005.
6. Co-Director, Perioperative Medicine Summit, Cleveland Clinic Foundation, Cleveland, Ohio, September 22-23, 2005.
7. Co-director 18<sup>th</sup> Annual Intensive Review of Internal Medicine, Cleveland Clinic, Cleveland, Ohio, June 11-16, 2006
8. Co-director 2<sup>nd</sup> Annual Perioperative Summit, Cleveland Clinic, Cleveland, Ohio, September 18-19, 2006.
9. Co-director 19<sup>th</sup> Annual Intensive Review of Internal Medicine, Cleveland Clinic, Cleveland, Ohio, June 3-8, 2007.
10. Co-director 3<sup>rd</sup> Annual Perioperative Summit, Cleveland Clinic, Cleveland, Ohio, September 10-12, 2007.
11. Co-director 20<sup>th</sup> Annual Intensive Review of Internal Medicine, Cleveland Clinic, Cleveland, Ohio, June 1-6, 2008
12. Co-director, Blood Summit, Cleveland Clinic, Cleveland, Ohio, October 13, 2008.
13. Co-director 4<sup>th</sup> Annual Perioperative Summit, University of Miami, Cleveland Clinic, and the Society for Perioperative Assessment and Quality Improvement (SPAQI), Miami, Florida, February 5-7, 2009.
14. Co-director 21<sup>st</sup> Annual Intensive Review of Internal Medicine, Cleveland Clinic, Cleveland, Ohio, June 14-19, 2009.
15. Co-director, 5<sup>th</sup> Annual Perioperative Summit, University of Miami, Cleveland Clinic, and the Society for Perioperative Assessment and Quality Improvement (SPAQI), Miami, Florida, March 4-6, 2010.
16. Co-director, 22<sup>nd</sup> Annual Intensive Review of Internal Medicine, Cleveland Clinic, Cleveland, Ohio, June 6-11, 2010.
17. Co-director, 6<sup>th</sup> Annual Perioperative Summit, University of Miami, Cleveland Clinic, and the Society for Perioperative Assessment and Quality Improvement (SPAQI), Miami, Florida, March 3-5, 2011.

18. Co-director, 23<sup>rd</sup> Annual Intensive Review of Internal Medicine, Cleveland Clinic, Cleveland, Ohio, June 12-17, 2011.
19. Co-director, 7<sup>th</sup> Annual Perioperative Summit, University of Miami, Cleveland Clinic, and the Society for Perioperative Assessment and Quality Improvement (SPAQI), Miami, Florida, March 15-17, 2012.
20. Co-director, 24<sup>th</sup> Annual Intensive Review of Internal Medicine, Cleveland Clinic, Cleveland, Ohio, June 3-8, 2012

#### Invited Presentations

##### Local

1. "The Role of the Resident Supervisor"; Division of Education; GME Senior Retreat; The Cleveland Clinic Foundation; May 16, 1997.
2. "When I was an Intern -- Then and Now"; Division of Medicine Grand Rounds The Cleveland Clinic Foundation; May 29, 1997.
3. "Preoperative Laboratory Assessment"; Department of Urology Grand Rounds The Cleveland Clinic Foundation; July 10, 1998.
4. "The Outpatient Direct Admission: Criteria for Hospitalization"; Department of General Internal Medicine Grand Rounds; The Cleveland Clinic Foundation; September 19, 1998.
5. "Genetic Diseases for the Internist"; 11<sup>th</sup> Annual Cleveland Clinic Foundation Intensive Review of Internal Medicine; June 6, 1999.
6. "Molecular Genetics for the Internist", Department of General Internal Medicine Grand Rounds; The Cleveland Clinic Foundation; August 28, 1999.
7. "Current Issues in Venous Thromboembolic Disease," Primary Care Symposium, Lake Hospital System; Cleveland, Ohio, January 26, 2000.
8. "What? My Case has been Canceled: Optimizing Outcomes in Preoperative Evaluation" Panel Discussion, Division of Surgery Grand Rounds; The Cleveland Clinic Foundation; April 10, 2000.
9. "Treatment of DVT in Long Term Care," Bay Pharmacy Health Fair 2000; Westlake, Ohio, April 13, 2000.
10. "New Issues in the Treatment of Thrombosis," Department of Medicine Grand Rounds, MetroHealth Medical Center; Cleveland, Ohio, May 11, 2000.
11. "Board Simulation: Genetic Diseases in Internal Medicine," 12<sup>th</sup> Annual Cleveland Clinic Foundation Intensive Review of Internal Medicine; June 24, 2000.
12. "Update in Hospital Medicine," Department of General Internal Medicine Grand Rounds; The Cleveland Clinic Foundation, September 13, 2000.
13. "The Inpatient Specialist: Is There A Difference?" Division of Medicine Grand Rounds; The Cleveland Clinic Foundation, September 14, 2000.
14. "Prevention, Diagnosis, and Treatment of Venous Thromboembolic Disease," Medicine Rounds, Huron Hospital, Cleveland, Ohio, October 10, 2000.
15. "Assessment and Risk Management of Acutely Ill Medical Patients for DVT," Medical Grand Rounds, Southwest General Health Center, Cleveland, Ohio, April 6, 2001.
16. "Prevention and Treatment of Venous Thromboembolic Disease," Medicine Rounds, Deaconess Hospital, Cleveland, Ohio, April 11, 2001.
17. "Prevention and Treatment of VTE," Medicine Rounds, Lorain Community Hospital, Cleveland, Ohio, April 18, 2001.
18. "Prevention and Treatment of VTE," Medicine Grand Rounds, Fairview Hospital, Cleveland, Ohio, August 13, 2001.
19. "Prevention of Thrombosis in the ICU," Critical Care Nursing Symposium, Sponsored by Fairview Hospital, Westlake, Ohio, September 26, 2001.
20. "Prevention and Treatment of VTE," Medicine Grand Rounds, Lakewood Hospital, Lakewood, Ohio, October 3, 2001.
21. "Prevention and Treatment of VTE," Medicine Grand Rounds, Meridia Southpointe Hospital, Cleveland, Ohio, October 30, 2001.

22. "Heparin-induced Thrombocytopenia," Cancer Care Speaker's Series, Metrohealth Medical Center, November 8, 2001.
23. "Prevention of VTE in the Intensive Care Unit," Medicine Grand Rounds, Lakewood Hospital, Lakewood, Ohio, December 4, 2001.
24. "Board Simulation: Genetic Diseases in Internal Medicine," 13<sup>th</sup> Annual Cleveland Clinic Foundation Intensive Review of Internal Medicine; June 11, 2001.
25. "Heparin-Induced Thrombocytopenia," Lake Erie Chapter, National Association of Inpatient Physicians Regional Meeting, Cleveland, Ohio, January 8, 2002
26. "Prevention and Treatment of DVT and PE," Primary Care Symposium, Lake Hospital System, Radisson Hotel, Eastlake, Ohio, January 30, 2002.
27. "Prevention of Venous Thrombosis in the Trauma Patient," Critical Care Grand Rounds, Metrohealth Medical Center, Cleveland, Ohio, April 4, 2002.
28. "Prevention of Venous Thromboembolism," Update in Internal Medicine, sponsored by Deaconess Hospital, Independence, Ohio, May 29, 2002.
29. "Board Simulation: Genetic Diseases in Internal Medicine," 14<sup>th</sup> Annual Cleveland Clinic Foundation Intensive Review of Internal Medicine; June 9, 2002.
30. "Topics in Medical Genetics," Division of Medicine Grand Rounds, The Cleveland Clinic Foundation, August 1, 2002.
31. "Prevention and Treatment of Venous Thrombosis," Medicine Grand Rounds, Meridia Southpoint Hospital, Cleveland, Ohio, August 13, 2002.
32. "The Clinical Challenge of DVT and PE Treatment in Special Populations," Department of Surgery Grand Rounds, Fairview Hospital, Cleveland, Ohio, February 5, 2003.
33. "Preoperative Evaluation," Academy of Medical-Surgical Nurses Northeast Ohio Chapter Meeting, Hillcrest Hospital, Cleveland, Ohio, February 5, 2003.
34. "Prevention of Pulmonary Embolism and DVT as Post-Op Complications," Academy of Medical-Surgical Nurses Northeast Ohio Chapter Meeting, Hillcrest Hospital, Cleveland, Ohio, February 5, 2003.
35. "Board Simulation: Genetic Diseases in Internal Medicine," 15<sup>th</sup> Annual Cleveland Clinic Foundation Intensive Review of Internal Medicine; June 1, 2003.
36. "Evolution of Hospital Medicine," Department of General Internal Medicine Grand Rounds, Cleveland, Ohio, July 9, 2003.
37. "Evolution of Hospital Medicine," Department of Medicine Grand Rounds, Huron Road Hospital, Cleveland, Ohio, August 25, 2003.
38. "Prevention of DVT in the Hospitalized Patient," Medical Grand Rounds, St. Vincent Charity Hospital, Cleveland, Ohio, November 18, 2003.
39. "Prevention of DVT in the Medically Ill Patient," Medical Grand Rounds, Fairview Hospital, Cleveland, Ohio, February 17, 2004
40. "Prevention of VTE in the Orthopedic Patient," 4<sup>th</sup> Annual Orthopaedics Excellence Through Education Conference, Cleveland Clinic Foundation, April 2, 2004.
41. "Board Simulation: Genetic Diseases in Internal Medicine," 16<sup>th</sup> Annual Cleveland Clinic Foundation Intensive Review of Internal Medicine; June 6, 2004.
42. "Strategies for Taking the Board Examination," 16<sup>th</sup> Annual Cleveland Clinic Foundation Intensive Review of Internal Medicine; June 6, 2004.
43. "Diagnosis and Treatment of PE," Department of General Internal Medicine Grand Rounds, Cleveland Clinic Foundation, Cleveland, OH, September 8, 2004
44. "Prevention of VTE in the Medical Patient," Medical Grand Rounds, University Hospitals of Case Western Reserve, Cleveland, OH, September, 13, 2004
45. "New Issues in the Management of Acute Decompensated Heart Failure," Medical Grand Rounds, Meridia Southpointe Hospital, Cleveland, OH, January 4, 2005.
46. "New Issues in the Management of Acute Decompensated Heart Failure," Cardiology Grand Rounds," Southwest General Hospital, Middleburg Heights, OH, January 7, 2005.
47. "Board Simulation: Genetic Diseases in Internal Medicine," 17<sup>th</sup> Annual Cleveland Clinic Intensive Review of Internal Medicine, June 6, 2005.
48. "Strategies for Taking the Board Examination," 17<sup>th</sup> Annual Cleveland Clinic Foundation Intensive Review of Internal Medicine; June 6, 2005.



49. "Preoperative Laboratory Testing," 1<sup>st</sup> Perioperative Summit, Cleveland Clinic Foundation, September 22, 2005.
50. "Prevention of Venous Thromboembolism in Surgical Patients," 1<sup>st</sup> Perioperative Summit, Cleveland Clinic Foundation, September 23, 2005.
51. "Board Simulation: Genetic Diseases in Internal Medicine," 18<sup>th</sup> Annual Cleveland Clinic Intensive Review of Internal Medicine, June 11, 2006.
52. "Strategies for Taking the Board Examination," 18<sup>th</sup> Annual Cleveland Clinic Foundation Intensive Review of Internal Medicine; June 11, 2006.
53. "Prevention of Venous Thromboembolism After Surgery," 2<sup>nd</sup> Annual Perioperative Summit, Cleveland Clinic, Cleveland, Ohio; September 18, 2006.
54. "Meet the Experts: Anticoagulation" 2<sup>nd</sup> Annual Perioperative Summit, Cleveland Clinic, Cleveland, Ohio; September 19, 2006.
55. "Prevention of Venous Thromboembolism," Medical Grand Rounds, Southwest General Hospital, February 16, 2007
56. "Update in Hospital Medicine," Medical Grand Rounds, Division of Medicine, Cleveland Clinic, Cleveland, OH, April 19, 2007
57. "Medical Genetics for the Internist, 19<sup>th</sup> Annual Cleveland Clinic Foundation Intensive Review of Internal Medicine; June 3, 2007
58. "Test Taking Strategies for the Boards", 19<sup>th</sup> Annual Annual Cleveland Clinic Foundation Intensive Review of Internal Medicine; June 3, 2007
59. "Update in Venous Thromboembolism," Summer CME Series on Aging, Fairview Hospital, July 20, 2007.
60. "Prevention, Detection, and Management of Venous Thromboembolism," Best Practices in Primary Care Conference, Primary Care Network, Cleveland, OH, December 1, 2007.
61. "New Issues in the Management of Heart Failure in the Hospitalized Patient," Hospital Medicine Grand Rounds, Cleveland Clinic, Cleveland, OH, January 9, 2008
62. "Board Simulation in Preoperative Evaluation," 20<sup>th</sup> Annual Cleveland Clinic Intensive Review of Internal Medicine; June 1, 2008.
63. "Board Simulation in Medical Genetics," 20<sup>th</sup> Annual Cleveland Clinic Intensive Review of Internal Medicine; June 1, 2008.
64. "Test Taking Strategies for the Boards," 20<sup>th</sup> Annual Cleveland Clinic Intensive Review of Internal Medicine; June 1, 2008.
65. "Prevention and Treatment of VTE: An Update from the 8<sup>th</sup> ACCP Conference on Antithrombotic Therapy," Hospital Medicine Grand Rounds, Cleveland Clinic, Cleveland, OH, August 6, 2008.
66. "Update in Perioperative Care," Medicine Institute Grand Rounds, Cleveland Clinic, Cleveland, OH, August 21, 2008.
67. "Diagnosis and Management of PE," Hospital Medicine Grand Rounds, Cleveland Clinic, Cleveland, OH, October 22, 2008.
68. "Management of Anemia in the Hospitalized Patient," Blood Summit, Cleveland Clinic; October 13<sup>th</sup>, 2008.
69. "Quality Measures in Venous Thromboembolism," Medical Grand Rounds, Southpointe Hospital, Cleveland Clinic Health System, Cleveland, OH, December 10, 2008
70. "Medicolegal Lessons: Case Conference," Hospital Medicine Grand Rounds, Cleveland, Clinic, Cleveland, OH March 11, 2009.
71. "Prevention of Venous Thromboembolism," Medical Grand Rounds, Huron Hospital, Cleveland Clinic Health System, Cleveland, OH, April 6, 2009
72. "Is There a Role for Aspirin in the Prevention of VTE in Orthopedic Surgery?" Hospital Medicine Grand Rounds, Cleveland Clinic, Cleveland, OH, May 6, 2009.
73. "Board Simulation in Preoperative Evaluation," 21<sup>st</sup> Annual Cleveland Clinic Intensive Review of Internal Medicine; June 14, 2009.
74. "Board Simulation in Medical Genetics," 21<sup>st</sup> Annual Cleveland Clinic Intensive Review of Internal Medicine; June 14, 2009.
75. "Test Taking Strategies for the Boards," 21<sup>st</sup> Annual Cleveland Clinic Intensive Review of Internal Medicine; June 14, 2009.

76. More Medicolegal Lessons: Case Conference,” Hospital Medicine Grand Rounds, Cleveland Clinic, Cleveland, OH, September 9, 2009.
77. More Medicolegal Lessons: Case Conference,” Hospital Medicine Grand Rounds, Cleveland Clinic, Cleveland, OH, November 25, 2009.
78. “VTE Prophylaxis in the Hospital: Interventions for Improving Care,” Medical Grand Rounds, Lakewood Hospital, Cleveland Clinic Health System, Cleveland, OH, January 6, 2010.
79. “More Medicolegal Lessons: Case Conference,” Hospital Medicine Grand Rounds, Cleveland Clinic, Cleveland, OH, April 28, 2010.
80. “Board Simulation in Medical Genetics,” 22<sup>st</sup> Annual Cleveland Clinic Intensive Review of Internal Medicine; June 6, 2010.
81. “Test Taking Strategies for the Boards,” 22<sup>st</sup> Annual Cleveland Clinic Intensive Review of Internal Medicine; June 6, 2010.
82. “Board Simulation in Preoperative Evaluation,” 22<sup>st</sup> Annual Cleveland Clinic Intensive Review of Internal Medicine; June 7, 2010.
83. “What’s new in Medicine?” 24<sup>th</sup>s Annual Clinic Seminars in Dermatology; October 29, 2010.
84. “More Medicolegal Lessons: Case Conference,” Hospital Medicine Grand Rounds, Cleveland Clinic, Cleveland, OH, September 8, 2010.
85. “More Medicolegal Lessons: Case Conference,” Hospital Medicine Grand Rounds, Cleveland Clinic, Cleveland, OH, September 22, 2010.
86. “More Medicolegal Lessons: Case Conference,” Hospital Medicine Grand Rounds, Cleveland Clinic, Cleveland, OH, November 10, 2010.
87. “More Medicolegal Lessons: Case Conference,” Hospital Medicine Grand Rounds, Cleveland Clinic, Cleveland, OH, February 16, 2011
88. “Board Simulation in Medical Genetics,” 23<sup>rd</sup> Annual Cleveland Clinic Intensive Review of Internal Medicine; June 12, 2011.
89. “Test Taking Strategies for the Boards,” 23<sup>rd</sup> Annual Cleveland Clinic Intensive Review of Internal Medicine; June 12, 2011.
90. “Board Simulation in Preoperative Evaluation,” 23<sup>rd</sup> Annual Cleveland Clinic Intensive Review of Internal Medicine; June 12, 2011.
91. “Prevention of Venous Thromboembolism,” Medical Grand Rounds, Marymount Hospital, CCHS, July 13, 2011.
92. “More Medicolegal Lessons” Case Conference,” Hospital Medicine Grand Rounds, Cleveland Clinic, Cleveland, OH, December 21, 2011.
93. “Board Simulation in Medical Genetics,” 24<sup>th</sup> Annual Cleveland Clinic Intensive Review of Internal Medicine; June 3, 2012.
94. “Test Taking Strategies for the Boards,” 24<sup>th</sup> Annual Cleveland Clinic Intensive Review of Internal Medicine; June 3, 2012.
95. “Board Simulation in Preoperative Evaluation,” 24<sup>th</sup> Annual Cleveland Clinic Intensive Review of Internal Medicine; June 3, 2012.
96. “The Evolution of Hospital Medicine: the Cleveland Clinic Experience,” Hospital Medicine Grand Rounds, Cleveland Clinic, Cleveland, OH, July 16, 2012
97. “More Medicolegal Lessons: Case Conference,” Hospital Medicine Grand Rounds, Cleveland Clinic, Cleveland, OH, October 31, 2012.
98. “How to give a Master Presentation: A Primer for Physicians,” Hospital Medicine Grand Rounds, Cleveland Clinic, Cleveland, OH, January 9, 2013.
99. “How to give a Master Presentation: A Primer for Physicians,” General Internal Medicine Grand Rounds, Cleveland Clinic, Cleveland, OH, January 16, 2013.

#### Regional/State

1. “Hospitalist Practice Model: The Cleveland Clinic Foundation”, Ohio Regional Meeting of the National Association of Inpatient Physicians; Columbus, Ohio, October 27, 1999.

2. "The Hospitalist Movement", Panel Discussion, Ohio Regional Meeting of the National Association of Inpatient Physicians; Columbus, Ohio, October 27, 1999.
3. "Low-Molecular Weight Heparins," Education Program, Tiffin Regional Medical Group; Tiffin, Ohio, January 18, 2000.
4. "Clinical Indications for Low-Molecular Weight Heparins," Medicine Grand Rounds, McGruder Hospital; Port Clinton, Ohio, April 18, 2000.
5. "Outpatient Treatment of Deep Venous Thrombosis," Department of Medicine Grand Rounds, Mercy Hospital; Willard, Ohio, May 22, 2000.
6. "The Cleveland Clinic Outpatient DVT Protocol," Medicine Rounds, Allen Memorial Hospital; Oberlin, Ohio, May 25, 2000.
7. "Low-Molecular Weight Heparins," Education Program, Wynstock Hospital; Upper Sandusky, Ohio, June 27, 2000.
8. "Searching for the Perfect Anticoagulant," Medicine Rounds, Freemont Hospital, Freemont, Ohio, June 29, 2000.
9. "Maximizing Value: Low-Molecular Weight Heparins," Education Program, Lima Regional Medical Group, Lima, Ohio, July 13, 2000.
10. "Prevention, Diagnosis, and Treatment of Venous Thromboembolic Disease," Medicine Rounds, St. Mary's Hospital, Canton, Ohio, July 19, 2000.
11. "Preventing Thrombosis: Lessons from the MEDENOX Study," Department of Medicine Grand Rounds, Firelands Hospital, Sandusky, Ohio, September 28, 2000.
12. "Thrombosis Risk in the Trauma Patient" Grand Rounds, St. Mary's Hospital, Canton, Ohio, January 3, 2001.
13. "Issues in Thrombosis: Clinical Indications for Low-molecular Weight Heparins," Department of Medicine Grand Rounds, Bethesda Hospital, Zanesville, Ohio, January 9, 2001.
14. "Low-molecular Weight Heparins: Is There a Class Effect?" Scioto Medical Society Education Program, Portsmouth, Ohio, January 9, 2001.
15. "Prevention of Thrombosis in the Medically Ill," Medicine Rounds, Marion Hospital, Marion, Ohio, February 8, 2001
16. "Prevention and Treatment of Venous Thromboembolic Disease," 8<sup>th</sup> District Academy of Osteopathic Medicine & Surgery Annual Seminar, Cuyahoga Falls, Oh, February 18, 2001
17. "Prevention and Treatment of Venous Thromboembolic Disease in the Medically Ill Population," Medicine Grand Rounds, Mansfield Hospital, March 21, 2001.
18. "New Issues in Thrombosis: The Medically Ill at High Risk," Medicine Grand Rounds, Freemont Hospital, Freemont Hospital, May 24, 2001.
19. "Current Management of VTE," Grand Rounds, St. Mary's Hospital, Canton, Ohio, May 31, 2001.
20. "VTE in Prevention in the Medically Ill Population," Keynote Speaker, NW Ohio Medical Symposium, St. Charles Hospital, Oregon, Ohio, June 1, 2001.
21. "Prevention of DVT in Critical Care Patients" Medical Grand Rounds, Holzer Medical Center, Gallipolis, OH, June 22, 2001.
22. "Prevention, Diagnosis, and Treatment of DVT and PE," CORE Osteopathic Lecture Series, Doctor's Hospital, Columbus, Ohio, August 8, 2001.
23. "Treatment of Outpatient Venous Thrombosis," Anticoagulation and Thrombosis Symposium, Sponsored by Mansfield Medical Center, Mansfield, Ohio, October 24, 2001.
24. "Venous Thromboembolism in the Trauma Patient," Surgical Grand Rounds, Grant Medical Center, Columbus, Ohio, November 27, 2001.
25. "Prevention of Venous Thrombosis," NVP Program, Cincinnati, Ohio, December 19, 2001.
26. "Prophylaxis and Treatment of DVT," Forum Health System, Northside Medical Center, Youngstown, OH, March 14, 2002
27. "Update: ACCP Consensus Conference on Anti-thrombotic Therapy and the Pharmacoeconomics of Low Molecular Weight Heparin," 13<sup>th</sup> Annual Update in Internal

- Medicine, Northeastern Ohio College of Medicine Review Course, Cuyahoga Falls, Ohio, May 6, 2002.
28. "Prevention of Venous Thrombosis," Medical Grand Rounds, St. Elizabeth Medical Center, Youngstown, OH, September 10, 2002.
  29. "MKSAP Review-Hospital Medicine," ACP-ASIM Ohio Chapter Scientific Meeting, Columbus, Ohio, October 12, 2002.
  30. "Prevention and Treatment of Venous Thrombosis," Medical Grand Rounds, Massillon Community Hospital, Massillon, OH, April 30, 2003.
  31. "DVT Prophylaxis and Treatment Standards," Kettering Medical Center CME Conference, Kettering Medical Center, Kettering, Ohio, October 7, 2003.
  32. "Prevention and Treatment of Venous Thromboembolism," Medical Grand Rounds, Marion General Hospital, Marion, Ohio, November 13, 2003.
  33. "Prevention of DVT/PE in the Hospitalized Patient," Medical Grand Rounds, Blanchard Valley Regional Hospital, Findlay, Ohio, February 6, 2004.
  34. "Prevention of VTE in the Medically Ill Patient," Medical Grand Rounds, Licking Memorial Hospital, Newark, OH, March 15, 2004.
  35. "Prevention of Venous Thromboembolism," Medical Grand Rounds, St. Mary's Hospital, Canton, OH, March 24, 2004.
  36. "Prevention of VTE in the Medically Ill Patient," Medical Grand Rounds, Freemont Hospital, Freemont, OH, March 25, 2004.
  37. "Prevention of VTE in the Medically Ill Patient," Medical Grand Rounds, Kettering Medical Center, Kettering, OH, April 6, 2004.
  38. "Prevention of VTE in the Hospitalized Patient," Medical Grand Rounds, Marymount Hospital, Cleveland, OH, May 19, 2004.
  39. "Prevention of VTE in Special Patient Populations," Medical Grand Rounds, Youngstown Memorial Hospital, July 20, 2004.
  40. "Prevention of VTE in the Medically Ill Patient," Medical Grand Rounds, Canton Hospital, Canton, OH, September 24, 2004.
  41. "Prevention and Treatment of VTE," Medical Grand Rounds, Ravenna Memorial Hospital, Ravenna, OH, October 13, 2004.
  42. "Update in Venous Thromboembolism," Medical Grand Rounds, Riverside Methodist Hospital, Columbus, OH, August 16, 2005.
  43. "Prevention of Venous Thromboembolism in the Medical Patient," MedCentral Health System, Mansfield, OH, March 28, 2006.
  44. "Update in Venous Thromboembolism," Medical Grand Rounds, Marion Medical Center, Marion, OH, November 2, 2006.
  45. "Update in Venous Thromboembolism," Medical Grand Rounds, Kettering Medical Center, Kettering, OH, November 3, 2006.
  46. "Update in Venous Thromboembolism," Medical Grand Rounds, Lancaster Hospital, Lancaster, OH, December 8, 2006.
  47. "Update in Venous Thromboembolism," Medical Grand Rounds, Good Samaritan Hospital, Dayton, OH, April 23, 2007.
  48. "Venous Thrombosis and Cancer," Hematology and Oncology Summit, Akron General Medical Center, Akron, OH, November 7, 2007.
  49. "Prevention of Venous Thromboembolism," Current Concepts in Internal Medicine 2008, Akron General Medical Center, Akron, OH, February 9, 2008.
  50. "Prevention and Treatment of VTE: New Strategies and Guidelines for Improving Patient Outcomes," Medical Grand Rounds, Dayton VA Medical Center, Dayton, Ohio, September 30, 2008.
  51. "Update in Hospital Medicine," Ohio ACP Meeting, Columbus, Ohio, October 17, 2008.
  52. "Primary Care Review of Deep Venous Thromboembolism," Medical Grand Rounds, Kettering Medical Center, Kettering, OH, August 7, 2009.
  53. "Update in Perioperative Medicine," Ohio ACP Meeting, Columbus, Ohio, October 9, 2009.
  54. "Prevention and Treatment of Venous Thromboembolism," Medical Grand Rounds, Atrium Medical Center, Middletown, OH, May 5, 2010.

55. "Recognition, Diagnosis, and Management of Heparin-Induced Thrombocytopenia," Medical Grand Rounds, Kettering Medical Center, Kettering, OH, May 19, 2010.
56. "Prevention and Treatment of Venous Thromboembolism," Medical Grand Rounds, Licking Memorial Hospital, Newark, OH, June 28, 2010.
57. "Update in Anticoagulation," Ohio ACP Meeting, Columbus, Ohio, October 13, 2011.
58. "Update in Anticoagulation, OAPA Pharmacology CME Conference, Cuyahoga Heights, OH, April 20, 2012.

#### National/International

1. "Creating a Team for Rapid Improvement"; Institute for Healthcare Improvement; National Congress; Chicago, IL, November 18, 1998
2. "Hospitalists in Teaching Hospitals"; Panel Discussion; National Meeting of the National Association of Inpatient Physicians; New Orleans, LA, April 21, 1999.
3. "Update in Hospital Medicine"; National Meeting of the American College of Physicians; New Orleans, LA, April 23, 1999.
4. "Challenges for Academic Hospitalists"; Panel Discussion, 3<sup>rd</sup> Annual Meeting of the National Association of Inpatient Physicians; Philadelphia, PA, April 11, 2000.
5. "Topics in Hospital Geriatrics", 3<sup>rd</sup> Annual Meeting of the National Association of Inpatient Physicians; Philadelphia, PA, April 11, 2000.
6. "The Inpatient Specialist: What is the Difference?" Department of Medicine Grand Rounds, Lehigh Valley Medical Center; Allentown, Pennsylvania, May 16, 2000.
7. "Update in Hospital Medicine," 1<sup>st</sup> Midwest Regional Meeting of the National Association of Inpatient Physicians, Mayo Clinic, Rochester, MN, August 18, 2000.
8. "Health Screening and Immunizations," Intensive Review of Internal Medicine Symposium, Mexico City, Mexico, November 17, 2000.
- 9.. "Topics in Preoperative Evaluation," Intensive Review of Internal Medicine Symposium, Mexico City, Mexico, November 18, 2000.
10. "New Issues in Thrombosis: Clinical Indications for Low-Molecular-Weight Heparins" Department of Medicine Grand Rounds, Camden-Clark Hospital, Parkersburg, West Virginia, January 16, 2001.
11. "New Issues in Thrombosis: Assessing the Risk in the Medically Ill Patient" Department of Medicine Grand Rounds, St. Clare's Hospital, Schenectady, New York, January 23, 2001.
12. "Clinical Indications for Low-Molecular Weight Heparins," Parkersburg Medical Society Education Program, Vienna, West Virginia, February 14, 2001.
13. "Controversies in Thrombosis," Medicine Rounds, St. Joseph's Hospital, Parkersburg, West Virginia, February 15, 2001.
14. "Prevention and Treatment of Venous Thrombosis," Medical Grand Rounds, Albany General Hospital, Albany, New York, February 23, 2001.
15. "New Issues in Thrombosis: Prevention and Treatment of Venous Thrombosis in the Rehabilitation Setting," Medical Grand Rounds, Healthsouth Harmarville Rehabilitation Hospital, Pittsburgh, Pennsylvania, March 15, 2001.
29. "Prevention and Treatment of Venous Thromboembolic Disease in the Medically Ill Population," Medicine Grand Rounds, Mercy Hospital of Buffalo, Buffalo, New York, March 22, 2001.
30. "Prevention and Treatment of VTE," Medicine Grand Rounds, Highland Hospital, Rochester, New York, April 17, 2001.
31. "Prophylaxis Strategies in Venous Thrombosis," Medicine Grand Rounds, Mercy Medical Center, Mason City, Iowa, May 9, 2001.
32. "Prevention and Treatment of VTE," Medicine Grand Rounds, Hackley Hospital, Muskegon, Michigan, May 21, 2001.
33. "Advances in the Prevention and Treatment of Deep Venous Thrombosis and Pulmonary Embolism" Medicine Grand Rounds, Glenn Falls Hospital, Glenn Falls, NY, June 26, 2001.

34. "Current Concepts in Thrombosis: National Visiting Professor Program," Co-chair, sponsored by the Postgraduate Institute for Medicine, Amelia Island, Florida, July 27-29, 2001.
22. "New Directions in the Treatment and Prevention of Venous Thrombosis," Roundtable Discussion, American Journal of Managed Care, Chicago, IL, August 24-25, 2001.
23. "Prevention and Treatment of Venous Thromboembolism," Medical Grand Rounds, Meadville Medical Center, Meadville, PA, September 12, 2001.
24. "Prevention and Treatment of VTE," Medicine Grand Rounds, Baptist Medical Center, Lexington, Kentucky, September 20, 2001.
25. "Prevention and Treatment of Venous Thromboembolism," Medicine Grand Rounds, Midland Michigan Medical Center, Midland, Michigan, October 9, 2001
26. "Prevention and Treatment of VTE," Medicine Grand Rounds, Greenville Hospital, Affiliate of the University of Pittsburgh Medical Center (UPMC), October 12, 2001.
27. "Prevention of DVT and PE," New York Coalition of Nurse Practitioners and Physician Assistants, Sagamore, New York, October 28, 2001.
28. "Issues and Controversies in Perioperative Medicine," NAIP Northeast Regional Meeting, Cambridge, Massachusetts, November 3, 2001.
29. "Prevention and Treatment of Venous Thromboembolism," Medicine Grand Rounds, Westchester Medical Center, Westchester, Massachusetts, November 14, 2001.
30. "Prevention of Venous Thromboembolism," Medicine Grand Rounds, Danbury Hospital, Danbury, CT, December 12, 2001.
31. "Prevention and Treatment of Venous Thromboembolism," Medicine Grand Rounds, Hamot Medical Center, Erie, PA, January 17, 2002.
32. "Prevention and Treatment of Venous Thromboembolism," Medicine Grand Rounds, Grand Haven Hospital, Grand Haven, Michigan, February 5, 2002.
33. "Prevention of Venous Thromboembolism in the Medical Patient," Medicine Grand Rounds, McKeesport Hospital UPMC, Pittsburgh, Pennsylvania, February 12, 2002.
34. "Prevention and Treatment of Venous Thromboembolism," Medicine Grand Rounds, Long Island Jewish Medical Center, Long Island, New York, February 20, 2002.
35. "New Horizons in the Treatment of Deep Venous Thrombosis," Medical Odyssey 2001-2002, Primary Care Update of the Phillipino-American Medical Society of Western Pennsylvania, Affiliate of UPMC, February 21, 2002
36. "Prevention and Treatment of Venous Thromboembolism," Medical Grand Rounds, Lehigh Valley Medical Center, Allentown, Pennsylvania, February 26, 2002.
37. "Thrombosis Update - Overview of Low-Molecular Weight Heparins," John H. Moyer Visiting Professor Lecture Series, Cambria-Somerset Council for Education of Health Professionals, Inc., Windber Medical Center, Windber, Pennsylvania, February 27, 2002.
38. "Thrombosis Update - Prevention of VTE in the Medically Ill," John H. Moyer Visiting Professor Lecture Series, Cambria-Somerset Council for Education of Health Professionals, Inc., Memorial Medical Center, Johnstown, Pennsylvania, February 27, 2002.
39. "Thrombosis Update – Outpatient Treatment of DVT," John H. Moyer Visiting Professor Lecture Series, Cambria-Somerset Council for Education of Health Professionals, Inc., Bon Secours Holy Family Hospital, Altoona, Pennsylvania, February 27, 2002.
40. "Thrombosis Update – Prevention and Treatment of VTE," John H. Moyer Visiting Professor Lecture Series, Cambria-Somerset Council for Education of Health Professionals, Inc., UPMC Bedford Memorial Hospital, Bedford, Pennsylvania, February 28, 2002.
41. "Thrombosis Update – Prevention and Treatment of VTE," John H. Moyer Visiting Professor Lecture Series, Cambria-Somerset Council for Education of Health Professionals, Inc., UPMC Lee Regional Hospital, Johnstown, Pennsylvania, February 28, 2002.
42. "Prevention and Treatment of Venous Thrombosis," Oak Forest Hospital System of Cook County, Chicago, Illinois, March 25, 2002
43. "Prevention and Treatment of Venous Thrombosis," Decatur Memorial Hospital, Decatur, Illinois, March 26, 2002.

44. "Inpatient Practices with LMWH: Update on Prevention and Treatment of VTE," Pri-Med West 2002, Long Beach Convention Center, Long Beach, California, April 3, 2002.
45. "Update in Hospital Medicine," 5<sup>th</sup> Annual Meeting of the National Association of Inpatient Physicians, Philadelphia, Pennsylvania, April 9, 2002.
46. "DVT Prevention in the Hospitalized Patient," Thrombosis Crisis in Healthcare Symposium, sponsored by Thomson-American Healthcare Consultants, Walford-Fostoria Hotel, New York, New York, April 6, 2002.
47. "Prevention of Venous Thrombosis," Medical Grand Rounds, Ellis Hospital, Schenectady, New York, April 12, 2002.
48. "Prevention of DVT in the Cardiac Patient," Medical Grand Rounds, Ball Memorial Medical Center, Muncie, Indiana, April 24, 2002.
49. "Prevention and Treatment of Venous Thromboembolism," Medical Grand Rounds, St Agnes Hospital, Baltimore, Maryland, April 25, 2002.
50. "A Real World Approach to Thrombosis Prevention and ACS Management of Hospitalized Medical Patients," Thrombosis Crisis in Healthcare Symposium, sponsored by Thomson-American Healthcare Consultants, Ritz-Carlton Hotel, Chicago, IL, April 29, 2002.
51. "How to Create a Hospital Medicine Program," Medicine Grand Rounds, Missouri-Baptist Hospital, Columbia, Missouri, May 7, 2002.
52. "On Either Side of the Clot – Prevent It or Treat It," Education Symposium – Can We Abandon Unfractionated Heparin? Sponsored by Advocate Christ Healthcare System, Oakwood, Illinois, May 8, 2002.
53. "The Hospitalized Patient: Protection and Treatment of DVT," Medicine Grand Rounds, Columbia-St. Mary's Hospital, Milwaukee, Wisconsin, May 9, 2002.
54. "Prevention and Treatment of VTE," Medicine Grand Rounds, Henry Ford Hospital, Dearborn, Michigan, May 22, 2002.
55. "Low-molecular Weight Heparin in the Cardiac Patient," Department of Cardiology Grand Rounds, University of Massachusetts, May 23, 2002.
56. "Issues in Anticoagulation: Mechanical Heart Valves," Medicine Grand Rounds, Hamot Medical Center, Erie, PA, July 17, 2002.
57. "Periprocedural Anticoagulation," Department of Cardiology Grand Rounds, Lakeland Regional Medical Center, Lakeland, Florida, August 9, 2002.
58. "Prevention and Treatment of VTE," Medicine Grand Rounds, James Haley VA Hospital, Tampa Bay, Florida, August 9, 2002.
59. "Prevention of Venous Thrombosis," Department of Medicine Grand Rounds, Albany Medical Center, Albany, New York, August 23, 2002.
60. "Prevention and Treatment of Venous Thromboembolism," Department of Medicine Grand Rounds, Sparrow Hospital at Michigan State University, Lansing, Michigan, August 28, 2002.
61. "Prevention and Treatment of Venous Thromboembolism," Medical Grand Rounds, Memorial Healthcare System, Hollywood, Florida, September 4, 2002.
62. "Prevention and Treatment of Venous Thromboembolism," Medical Grand Rounds, Cleveland Clinic Florida Foundation, Weston, Florida, September 4, 2002.
63. "Prevention and Treatment of Venous Thromboembolism," Medical Grand Rounds, Broward Memorial Hospital, Fort Lauderdale, Florida, September 5, 2002.
64. "Prevention of VTE: Special Populations of Obesity and Renal Insufficiency," Educational Program, Rensselaer County Academy of Medicine, Troy, New York, September 17, 2002.
65. "Prevention of Venous Thromboembolism," Medicine Grand Rounds, Blodgett Hospital, Spectrum Healthcare, Grand Rapids, Michigan, October 10, 2002.
66. "Prevention of Venous Thromboembolism in the Surgical Patient," Surgical Grand Rounds, Mercy Medical Center, Baltimore, Maryland, January 9, 2003.
67. "Prevention and Treatment of Venous Thromboembolism," Medicine Grand Rounds, St. Vincent Health Center, Erie, Pennsylvania, January 10, 2003.
68. "Prevention and Treatment of Venous Thromboembolism," Medicine Grand Rounds, UPMC Horizon Hospital, Greenville, Pennsylvania, January 10, 2003.

69. "Prevention and Treatment of Venous Thromboembolism," Department of Medicine Grand Rounds, University of Louisville, Louisville, Kentucky, January 23, 2003.
70. "Prevention and Treatment of Venous Thromboembolism," Louisville Society of Internal Medicine, Louisville, Kentucky, January 23, 2003.
71. "Use of LMWH in Special Patient Populations," Department of Medicine Grand Rounds, University of Las Vegas Medical Center, Las Vegas, Nevada, January 30, 2003.
72. "Prevention of Venous Thromboembolism," South Dakota Medical Information Exchange, University of South Dakota School of Medicine, February 5, 2003.
73. "Prevention and Treatment of Venous Thromboembolism," Department of Surgery Grand Rounds, Torrance Memorial Hospital, Los Angeles, California, February 10, 2003.
74. "Prevention and Treatment of Venous Thromboembolism," Department of Pharmacy Grand Rounds, Wake Forest Medical Center, Charlotte, North Carolina, February 13, 2003.
75. "Prevention and Treatment of Venous Thromboembolism," Department of Medicine Grand Rounds, Orlando Regional Medical Center, Orlando, Florida, February 20, 2003.
76. "Bridging Anticoagulation with LMWH," Medicine Grand Rounds, Winter Haven Memorial Hospital, Lakeland, Florida, February 20, 2003.
77. "Prevention of Venous Thromboembolism in the Medically Ill Patient," Department of Medicine Grand Rounds, Jackson Memorial Hospital, University of Miami, Miami, Florida, February 28, 2003.
78. "Prevention of Venous Thromboembolism," Department of Medicine Grand Rounds, Baylor Medical Center at Irving, Dallas, Texas, March 18, 2003.
79. "Prevention of Venous Thromboembolism in the Orthopedic Patient," Orthopedic Grand Rounds, Western Pennsylvania Hospital, Pittsburgh, PA, March 25, 2003.
80. "Acute Coronary Syndromes and Cardiogenic Shock," Critical Care Pre-Course, 6<sup>th</sup> Annual Meeting of the Society of Hospital Medicine, San Diego, CA, March 31, 2003.
81. "Controversies in Venous Thromboembolism," ACP Symposia, San Diego, CA, April 4, 2003.
82. "Prevention of Venous Thromboembolism," Department of Medicine Grand Rounds, Lutheran General Hospital, Chicago, IL, April 16, 2003.
83. "Prevention and Treatment of Venous Thromboembolism," Department of Medicine Grand Rounds, Frank Torresdale Hospital, Thomas Jefferson Health System, Philadelphia, PA, April 22, 2003.
84. "Outpatient Treatment of DVT," Medical Grand Rounds, Butler Memorial Hospital, Butler, PA, May 8, 2003.
85. "Prevention and Treatment of VTE in the Gynecology Patient," Department of Obstetrics and Gynecology Grand Rounds, Reading Regional Hospital, Reading, PA, May 14, 2003.
86. "Prevention and Treatment of Venous Thrombosis, Department of Medicine Grand Rounds, Reading Regional Hospital, Reading, PA, May 14, 2003.
87. "Prevention of DVT/PE," Medical Grand Rounds, Ephrata Community Hospital, Ephrata, PA, May 15, 2003.
88. "Prevention of Venous Thrombosis," Department of Medicine Grand Rounds, Terre Haute Regional Hospital, Terre Haute, Indiana, May 20, 2003
89. "Prevention of Venous Thrombosis," Department of Medicine Grand Rounds, Carle Hospital, Urbana, IL, May 20, 2003.
90. "Prevention of Venous Thrombosis," Department of Medicine Grand Rounds, Western Penn Hospital, Pittsburgh, PA, May 22, 2003.
91. "Prevention of Venous Thrombembolism in the Medically Ill Patient, Department of Medicine Grand Rounds, Harborside-UCLA Medical Center, Los Angeles, California, June 11, 2003.
92. "Prevention of Venous Thrombosis," Department of Medicine Grand Rounds, Greenfield Hospital, Baystate Medical Center, Greenfield, Massachussetts, June 12, 2003.
93. "Prevention of Venous Thrombembolism in the Medically Ill Patient," Department of Medicine Grand Rounds, University of Tennessee, Knoxville, Tennessee, June 17, 2003.
94. "Prevention and Treatment of VTE," Department of Medicine Grand Rounds, Baptist Hospital, Nashville, Tennessee, June 18, 2003.



95. "Bridging Anticoagulation with Low-Molecular Weight Heparins," Department of Medicine Grand Rounds, Niagra Hospital, Niagra Falls, New York, June 20, 2003.
96. "Prevention of VTE in the Critical Care Unit," Department of Critical Care Grand Rounds, St. John's Hospital, St. Louis, Missouri, July 8, 2003.
97. "Prevention and Treatment of Venous Thromboembolism," Department of Medicine Grand Rounds, Tampa VA Hospital, Tampa Bay, Florida, July 17, 2003.
98. "Bridging Anticoagulation with Low-Molecular Weight Heparins," Department of Medicine Grand Rounds, Palms of Pasadena Hospital, Tampa Bay, Florida, July 17, 2003.
99. "Low-Molecular Weight Heparins in the Cardiology Patient," Department of Cardiology Grand Rounds, University of Florida, Gainesville, Florida, July 18, 2003.
100. "Prevention of Venous Thromboembolism in the Medical Patient," Department of Medicine Grand Rounds, Torrence Memorial Medical Center, Torrence, California, August 1, 2003.
101. "Prevention of Venous Thromboembolism," Department of Medicine Grand Rounds, Queen of Angels Hospital, Burbank, California, August 19, 2003.
102. "Update on DVT Prophylaxis – an Evidence-Based Approach," Department of Medicine Grand Rounds, Bradford WCA Hospital, Bradford, Pennsylvania, August 27, 2003.
103. "Prevention and Treatment of Venous Thromboembolism," Department of Medicine Grand Rounds, Reynolds Memorial Hospital, Glen Dale, West Virginia, September 2, 2003.
104. "Prevention of Thromboembolic Disease," Critical Care Medicine Update, Sponsored by Ingham Regional Medical Center, Lansing, Michigan, September 5, 2003.
105. "Diagnosis and Treatment of DVT/PE," Department of Medicine Grand Rounds, St. Mary's Medical Center, Philadelphia, Pennsylvania, September 16, 2003.
106. "Will Inpatient Specialists Improve Care – an Outcomes Evaluation," St. Mary's Medical Center Special CME Program, Philadelphia, Pennsylvania, September 16, 2003.
107. "Special Issues in Anticoagulation – Alternatives to Heparin," Department of Medicine Grand Rounds, Abington Memorial Hospital, Abington, Pennsylvania, September 17, 2003.
108. "Prevention and Treatment of Venous Thromboembolism," IPC CME Program, Sponsored by the University of Arizona, Tuscon, Arizona, September 18, 2003.
109. "Prevention of Venous Thromboembolism," Educational Program of the Indiana Medical Society, Michigan City, Indiana, September 29, 2003.
110. "Prevention and Treatment of DVT/PE," Department of Medicine Grand Rounds, Porter Health System, Valparaiso, Indiana, September 30, 2003.
111. "Prevention, Diagnosis, and Treatment of DVT/PE," Department of Medicine Grand Rounds, La Porte Memorial Hospital, South Bend, Indiana, September 30, 2003.
112. "Prevention and Treatment of DVT/PE in Special Patient Populations," Department of Medicine Grand Rounds, Beaver Medical Center, Beaver, Pennsylvania, October 3, 2003.
113. "Current Trends in the Treatment of DVT," Medical Grand Rounds, Adventist Healthcare, Washington Adventist Hospital, Washington DC, October 10, 2003.
114. "Symposium on DVT Prophylaxis – A Quality Improvement Program: Prevention and Treatment of Venous Thrombosis," Medical Grand Rounds, Adventist Healthcare, Shady Grove Adventist Hospital, Rockville, Maryland, October 22, 2003.
115. "Prevention and Treatment of DVT/PE," Medical Grand Rounds, United Community Hospital, Grove City, Pennsylvania, October 23, 2003.
116. "The Clinical Challenge of PE and DVT Treatment in Special Patient Groups," CME Program, Ohio Valley General Hospital, McKees Rocks, Pennsylvania, October 30, 2003.
117. "Prevention of DVT in the Hospitalized Patient," Medical Grand Rounds, Clinton Memorial Hospital, St. John's, Michigan, November 4, 2003.
118. "Prevention and Treatment of Venous Thromboembolism," Medical Grand Rounds, Carson City Hospital, Carson City, Michigan, November 4, 2003.
119. "Prevention and Treatment of Venous Thromboembolism," Medical Grand Rounds, Vincennes Hospital, Vincennes, Indiana, November 19, 2003.

120. "Prevention of DVT and PE in the Medically Ill Patient," Medical Grand Rounds, Waukesha Memorial Hospital, Waukesha, Wisconsin, November 25, 2003.
121. "Prevention and Treatment of VTE in the Medically Ill Patient," CME Program, Lee Memorial Health System, Fort Myers, Florida, December 2, 2003.
122. "Prevention and Treatment of VTE," Medical Grand Rounds, Little Company of Mary Hospital, Torrance, California, January 8, 2004.
123. "The Coalition to Prevent Venous Thrombosis," Division of General Internal Medicine Grand Rounds, Baptist Hospital, Wake Forest University, Winston-Salem, North Carolina, January 14, 2004.
124. "Prevention of Deep Venous Thrombosis," Medical Grand Rounds, Danbury Hospital, Yale University, New Haven, Connecticut, January 15, 2004.
125. "Prevention of VTE in the Medically Ill Patient," Medical Grand Rounds, Waterbury Hospital, Yale University, Waterbury, Connecticut, January 16, 2004.
126. "Prevention of VTE in the Medically Ill Patient," Medical Grand Rounds, Little Mary Hospital, Torrance, California, January 28, 2004.
127. "Prevention and Treatment of VTE," Pharmacy Grand Rounds, University of Tennessee Medical Center, Knoxville, Tennessee, February 5, 2004.
128. "Prevention of VTE in the Medically Ill Patient," Medical Grand Rounds, Southern Illinois University Hospital, Carbondale, Illinois, February 13, 2004.
129. "The New Age of Anticoagulation – Going Beyond Heparin," Medical Grand Rounds, Graduate Hospital, Philadelphia, PA, February 18, 2004.
130. "Prevention of Venous Thromboembolism," Medical Grand Rounds, St. Johns's Hospital, Detroit, Michigan, March 2, 2004.
131. "The Current Management of Medical Patients at Risk for Venous Thromboembolism," Medical Grand Rounds, The Chester County Hospital, West Chester, PA, March 5, 2004.
132. "Prevention of VTE in the Medically Ill Patient," Lake Erie Osteopathic College of Medicine Internal Medicine Update, Findley Lake, NY, March 6, 2004.
133. "Prevention and Treatment of Venous Thromboembolism," Medical Grand Rounds, Broward County Hospital, Fort Lauderdale, Florida, March 17, 2004.
134. "Prevention of DVT/PE in the Hospitalized Patient, Medical Grand Rounds, Doylestown Hospital, Doylestown, PA, March 23, 2004.
135. "VTE Prophylaxis in the Medical Patient," Medical Grand Rounds, Sacred Heart Hospital, Allentown, PA, March 23, 2004.
136. "Prevention of DVT/PE in the Medically Ill," Medical Grand Rounds, Allina Hospital, Minneapolis, MN, March 31, 2004.
137. "Prevention of VTE in the Medically Ill Patient," Medical Grand Rounds, George Washington University Hospital, Washington D.C., April 1, 2004.
138. "Prevention of VTE in High-Risk Abdominal Surgery Patients," CME Symposia sponsored by Johns Hopkins University, Aventura, FL, April 17, 2004.
139. "Contemporary Update: Acute Coronary Syndromes," Critical Care Precourse, Society of Hospital Medicine Annual Meeting, New Orleans, LA, April 19, 2004.
140. "VTE Prophylaxis of the At-Risk Medical Patient," SHM Symposia, New Orleans, LA, April 19, 2004.
141. "Tools and Solutions for Quality Perioperative Care," Society of Hospital Medicine Annual Meeting, New Orleans, LA, April 20, 2004.
142. "Intravenous Therapy for Acute Decompensated Heart Failure: What is the Role of Nesiritide," SHM Symposia, New Orleans, LA, April 20, 2004.
143. "Contemporary Update: Treatment for Congestive Heart Failure," Society of Hospital Medicine Annual Meeting, New Orleans, LA, April 21, 2004.
144. "Prevention of VTE in Special Patient Populations," Medical Grand Rounds, Waterbury Hospital, Yale University, Waterbury, Connecticut, August 12, 2004.
145. "Update in Thrombosis: Review of ACCP Guidelines," Medical Grand Rounds, Beaver Creek Medical Center, Beaver Creek, PA, September 17, 2004.
146. "Prevention of VTE in the Medically Ill Patient," Medical Grand Rounds, St. Mary's Medical Center, Langhorne, PA, September 28, 2004.

147. "Strategies to Improve VTE Prophylaxis in the Acute Care Setting," Medical Grand Rounds, Orlando Regional Medical Center, Orlando, FL, October 19, 2004.
148. "Update on Prevention and Treatment of Venous Thromboembolism in Medically Ill Patients," Medical Grand Rounds, Memorial Healthcare System, Fort Lauderdale, Florida, March 2, 2005.
149. "Are the ACCP Guidelines for the Prevention of VTE in Medically Ill Patients Appropriate?" CME Symposia, American College of Physicians National Meeting, San Francisco, CA, April 15, 2005.
150. "Update in Venous Thromboembolism," Medical Grand Rounds, McGraw-Hill Hospital, Loyola University, Chicago, IL, April 27, 2005.
151. "Challenging Cases in Perioperative Medicine," Society of Hospital Medicine National Meeting, Chicago, IL, April 28, 2005.
152. "Care for the Elderly Patient Having Surgery," Society of Hospital Medicine National Meeting, Chicago, IL, April 28, 2005.
153. "Update in Thrombosis," Society of Hospital Medicine National Meeting, Chicago, IL, April 28, 2005.
154. "New Issues in the Management of Congestive Heart Failure," Cardiology Grand Rounds, Tampa General Hospital, Tampa Bay, FL, May 11, 2005.
155. "Hospitalists and Geriatricians at the Interface: Collaborative Models to Improve Care to Inpatient Elders," American Geriatric Society National Meeting, Orlando, FL, May 14, 2005.
156. "Hospitalists Role in Preventing Venous Thromboembolism, Virginia Chapter Meeting of the Society of Hospital Medicine, Norfolk, VA, June 22, 2005
157. "Update in Venous Thromboembolism," Medical Grand Rounds, Norfolk General Hospital, Sentara Healthcare System, Norfolk, VA, June 23, 2005.
158. "Update in Venous Thromboembolism," Medical Grand Rounds, Maryview Medical Center, Portsmouth, VA, June 24, 2005.
159. "Update on Venous Thromboembolism," Sun and CME Conference, Cleveland Clinic Alumni Association, Naples, Florida, February 10, 2006.
160. "Update on New Therapies for Congestive Heart Failure," Trends in Nursing Symposium, Reno, Nevada, March 21, 2006.
161. "Acute Heart Failure: Process of Care in the Hospital Setting," 25<sup>th</sup> Annual High Sierra Critical Care Conference, American Lung Association, Reno, Nevada, March 21, 2006.
162. "Venous Thromboembolism Overview," National Quality Summit, Washington DC, March 24, 2006.
163. "Prevention of Venous Thromboembolism, The Cleveland Clinic Experience," American College of Healthcare Executives National Congress, Chicago, Illinois, March 29, 2006.
164. "Care for the Elderly Patient Having Surgery," Society of Hospital Medicine National Meeting, Perioperative Precourse, Washington DC, May 3, 2006.
165. "Contemporary Deep Vein Thrombosis Prophylaxis and Treatment," CME Symposia, National Meeting of the Society of Hospital Medicine, Washington DC, May 4, 2006
166. "Challenging Cases in Perioperative Medicine," Society of Hospital Medicine National Meeting, Washington DC, May 5, 2006.
167. "Disadvantages of Sliding Scale Insulin," CME Symposia, National Meeting of the Society of Hospital Medicine, Washington DC, May 5, 2006.
168. "Update in Venous Thromboembolism," Medical Grand Rounds, South Bend Memorial Hospital, South Bend, Indiana, May 10, 2006.
169. "Perioperative Care," Medical Grand Rounds, Baptist Hospital, Wake Forest University, Winston-Salem, North Carolina, May 24, 2006.
170. "Prevention of Venous Thromboembolism," Medical Grand Rounds, Meadville Hospital, Meadville, Pennsylvania, May 31, 2006.
171. "Update in Venous Thromboembolism," Medical Grand Rounds, Rhode Island Hospital, Providence, Rhode Island, July 12, 2006.
172. "Prevention of Venous Thromboembolism," Medical Grand Rounds, Mount Carmel East Hospital, Columbus, Ohio, July 19, 2006

173. "New Advances in the Treatment of Venous Thromboembolism," Medical Grand Rounds, Mount Carmel West Hospital, Columbus, Ohio, July 19, 2006.
174. "Update on Antithrombotic Therapy," Medical Grand Rounds, Ohio Valley General Hospital, McKees Rocks, PA, October 10, 2006.
175. "Update on Venous Thromboembolism Prevention and Treatment," Medical Grand Rounds, Bon Secours Hospital, Baltimore, MD. October 12, 2006.
176. "Update on Venous Thromboembolism," Medical Grand Rounds, WCA Hospital, Jamestown, NY, November 1, 2006.
177. "Prevention and Treatment of Venous Thromboembolism," Outside the Heart: Treating Vascular Disease in the 21<sup>st</sup> Century, Robinswood Medical Center, Hagerstown, MD, December 7, 2006.
178. "Update in Venous Thromboembolism," Medical Grand Rounds, Mercy Medical Center, Springfield, MA, December 18, 2006.
179. "Update in Venous Thromboembolism," West Virginia Medical Society Quarterly Meeting, Beckley, WV, April 19, 2007
180. "Prevention and Treatment of Venous Thromboembolism, Medical Grand Rounds, Georgetown University Hospital, April 24, 2007
181. "Prevention and Treatment of Venous Thromboembolism, Medical Grand Rounds, Thomas Jefferson University Hospital, April 25, 2007.
182. "Anticoagulation in the OR" Society of Hospital Medicine Perioperative Precourse, Dallas, Texas, May 23, 2007.
183. "Achieving the Standards for Prevention and Care of Venous Thromboembolism in the Hospital," CME Symposia Chair, Society of Hospital Medicine Annual Meeting, Dallas, Texas, May 23, 2007.
184. "Guidelines and Measures for VTE Prevention and Care-Implementing New Standards," CME Symposia, Society of Hospital Medicine Annual Meeting, Dallas, Texas, May 24, 2007.
185. "Hyperglycemia and Diabetes in the Hospitalized Patient" CME Symposia Chair, Society of Hospital Medicine Annual Meeting, Dallas, Texas, May 24, 2007.
186. "Rules of Engagement: the Hospitalist and Atherothrombosis," CME Symposia Chair, Society of Hospital Medicine Annual Meeting, Dallas, Texas, May 24, 2007.
187. "Master Clinicians Workshop: Challenges in Acute Decompensated heart Failure, CME Symposia Chair, Society of Hospital Annual Meeting, Dallas, Texas, May 25, 2007.
188. "Managing the Acute Decompensated Heart Failure Patient Admitted to the in-Hospital Setting: the Hospitalist Perspective," CME Symposia, Society of Hospital Annual Meeting, Dallas, Texas, May 25, 2007.
189. "Prevention of Venous Thromboembolism, Medical Grand Rounds, West Chester Hospital, West Chester, PA, June 14, 2007.
190. "DVT Hypercoagulable States: Inpatient and Outpatient Treatment," 2007 Internal Medicine Conference: Year in Review, Orlando Regional Medical Center, Orlando, FL, July 20, 2007.
191. "Heart Failure," 2007 Internal Medicine Conference: Year in Review, Orlando Regional Medical Center, Orlando, FL, July 20, 2007.
192. "Update in Venous Thromboembolism," Medicine Grand Rounds, Sacred Heart Hospital, Eau Claire, WI, July 31, 2007
193. "Prevention, Detection, and Management of Venous Thromboembolism," Best Practices in Primary Care Conference, Primary Care Network, Las Vegas, NV, September 14, 2007.
194. "Update in Venous Thromboembolism," Medicine Grand Rounds, Holland Hospital, Holland, MI, September 21, 2007.
195. "Update in Venous Thromboembolism," Lake Erie College of Osteopathic Medicine, Erie, PA, October 10, 2007.
196. "New Issues in Venous Thromboembolism and Heparin-Induced Thrombocytopenia," Medicine Grand Rounds, Memorial Hospital of South Bend, South Bend, IN, October 11, 2007.

197. "Prevention, Detection, and Management of Venous Thromboembolism," Best Practices in Primary Care Conference, Primary Care Network, Dallas, TX, November 2, 2007.
198. "The Two-Sides of DVT and Pulmonary Embolism: Prophylaxis and Treatment," Department of Medicine Grand Rounds, Sinai-Grace Hospital, Detroit Medical Center, Detroit, MI, January 24, 2008
199. "Prevention of VTE in the Medically Ill Patient," Medicine Grand Rounds, Delnor Community Hospital, Geneva, IL, February 20, 2008
200. "Prevention of Venous Thromboembolism," Medicine Grand Rounds, North Shore University Hospital, Manhasset, NY, February 26, 2008
201. "New Issues in Venous Thromboembolism," Medicine Grand Rounds, Methodist Hospital of Thomas Jefferson University, Philadelphia, PA, February 27, 2008.
202. "Reducing the Burden of Venous Thromboembolism," PRIMED Symposia, Horizon CME, Houston, TX, March 7, 2008.
203. "Perioperative Anticoagulation and the Threat of Heparin-Induced Thrombocytopenia," Medical Grand Rounds, Forsyth Medical Center, Winston-Salem, North Carolina, March 12, 2008.
204. "Prevention and Treatment of VTE," Medical Grand Rounds, Iredell Memorial Hospital, Statesville, North Carolina, March 12, 2008.
205. "Risk Assessment for DVT and PE," Respiratory Care Update 2008, Weirton Medical Center, Weirton, WV, March 17, 2008.
206. "Prevention of Venous Thromboembolism," Medical Grand Rounds, Broward County Medical Center, Fort Lauderdale, FL, March 19, 2008.
207. "Identifying VTE Prophylaxis Patient Circumstances in the Hospital Setting," CME symposia at the Society of Hospital Medicine Annual Meeting, France Foundation accredited, San Diego, CA, April 3, 2008.
208. "Challenges in Anticoagulant Therapy," CME symposia at the Society of Hospital Medicine Annual Meeting, University of Cincinnati accredited, San Diego, CA, April 4, 2008.
209. "Burden of VTE in the Hospitalized Patient," CME symposia at the Society of Hospital Medicine Annual Meeting, Horizon CME and the Cleveland Clinic accredited, San Diego, CA, April 4, 2008.
210. "Overview of Acute Decompensated Heart Failure," CME symposia at the Society of Hospital Medicine Annual Meeting, Postgraduate Institute for Medicine accredited, San Diego, CA, April 5, 2008.
211. "National Quality Initiative and Anticoagulant Therapy," University Healthcare Thrombosis Symposium, University of Utah, Salt Lake City, Utah, April 18, 2008.
212. "Prevention of Venous Thrombosis," Medical Grand Rounds, Lee Memorial Hospital, Fort Myers, FL, April 22, 2008.
213. "Improving Patient Outcomes in Heart Failure: An Interdisciplinary Approach," CME Symposia, Emeritus Educational Sciences, New Orleans, LA, May 10, 2008.
214. "Risk Stratification and DVT Prophylaxis," Medical Grand Rounds, Holyoke Medical Center, Holyoke, MA, May 13, 2008.
215. "VTE Prophylaxis: What to Use, For Whom and For How Long?" CME Symposia, National Meeting of the American College of Physicians, Washington D.C, May 16, 2008.
216. "Improving the Efficiency of Heart Failure Care," Medical Grand Rounds, Saginaw Hospital, Covenant Healthcare, Saginaw, MI, May 29, 2008.
217. "Improving Patient Outcomes in Heart Failure: An Interdisciplinary Approach," CME Symposia, Emeritus Educational Sciences, Chicago, IL, May 31, 2008.
218. "Improving Patient Outcomes in Heart Failure: An Interdisciplinary Approach," CME Symposia, Emeritus Educational Sciences, Philadelphia, PA, June 14, 2008.
219. "VTE/PE Prophylaxis and Treatment: An Urgent Call to Action for a Common, Preventable Disease," Palms West Hospital, Loxahatchee, FL, July 23, 2008.
220. "Prevention and Treatment of Venous Thromboembolism," Medical Grand Rounds, Banner Health Good Samaritan Hospital, Phoenix, Arizona, September 11, 2008.

221. "New Issues in the Management of Acute Decompensated Heart Failure," Medical Grand Rounds, Covenant Medical Center, Saginaw, Michigan, October 2, 2008.
222. "Reducing the Burden of Venous Thromboembolism," PRIMED Symposia, New York City, NY, Horizon CME, October 3, 2008.
223. "Prevention and Treatment of Venous Thromboembolism," Medical Grand Rounds, Corpus Christi Medical Center, Corpus Christi, TX, October 21, 2008.
224. "New Issues in the Management of Venous Thromboembolism," Medical Grand Rounds and Visiting Professor, Long Island Jewish Hospital, Long Island, NY, October 23, 2008.
225. "VTE Quality Measures," CME Symposia at the American College of Chest Physicians Annual Meeting, Philadelphia, PA, October 27, 2008.
226. "VTE Guidelines and HIT: What the Emergency Physician Needs to Know," CME Symposia at the American College of Emergency Physicians Annual Meeting, Chicago, IL, October 28, 2008.
227. "Prevention and Treatment of VTE: New Strategies and Guidelines for Improving Patient Outcomes," Medical Grand Rounds, Community Hospital, Munster, IN, October 30, 2008.
228. "Reducing the Burden of Venous Thromboembolism," PRIMED Symposia, Boston, MA, Horizon CME, November 6, 2008.
229. "Prevention and Treatment of VTE: New Strategies and Guidelines for Improving Patient Outcomes," Medical Grand Rounds, Danbury Hospital, Danbury, CT, November 12, 2008.
230. "Improving Patient Outcomes in Heart Failure: An Interdisciplinary Approach," CME Symposia, Emeritus Educational Sciences, La Jolla, CA, November 16, 2008.
231. "Preoperative Medical Evaluation," Medical Grand Rounds, South Bend Regional Hospital, Notre Dame University, South Bend, IN, December 3, 2008.
232. "Prevention and Treatment of VTE: New Strategies and Guidelines for Improving Patient Outcomes," Medical Grand Rounds, Eagle Valley Medical Center, Glenwood Springs, Colorado, January 7, 2009.
233. "New Issues in Venous Thromboembolism," Medical Grand Rounds, Baptist Medical Center, Montgomery, AL, January 20, 2009.
234. "Prevention and Treatment of VTE: New Strategies and Guidelines for Improving Patient Outcomes," Medical Grand Rounds, VA Gulfcoast Veterans Health Care System, Biloxi, MS, January 22, 2009.
235. "Prevention of Venous Thromboembolism After Surgery," 4<sup>th</sup> Annual Perioperative Summit, Miami, Florida, February 5, 2009.
236. "Anticoagulation and Thromboembolism Jeopardy," 4<sup>th</sup> Annual Perioperative Summit, Miami, Florida, February 6, 2009.
237. "Medicolegal Issues in Perioperative Medicine: Lessons from Some Real Cases," 4<sup>th</sup> Annual Perioperative Summit, Miami, Florida, February 6, 2009.
238. "The Scoop on VTE Prophylaxis: Who, What, When, and How to Prevent Thrombosis," PRIMED Symposia, Fort Lauderdale, FL, Horizon CME, February 12, 2009.
239. "Prevention of VTE," Medical Grand Rounds, St. John's Regional Medical Center, Oxnard, CA, February 24, 2009.
240. "The Scoop on VTE Prophylaxis: Who, What, When, and How to Prevent Thrombosis," PRIMED Symposia, Chicago, IL, Horizon CME, March 4, 2009.
241. "Prevention and Treatment of Venous Thromboembolism," Quarterly CME Staff Meeting, Genesis Medical Center, Davenport, IA, March 31, 2009.
242. "Prevention and Treatment of Venous Thromboembolism," Medical Grand Rounds, Mercy Medical Center, Des Moines, IA, March 31, 2009.
243. "Acute Heart Failure Innovations in Action – Routine Prophylaxis for Venous Thromboembolism," Society of Chest Pain Centers National Meeting, Memphis, TN, April 30, 2009.
244. "Preventing VTE in the Elderly: Do the benefits outweigh the risks?" Satellite Symposium at the Annual Meeting of the American Geriatric Society (AGS), Chicago, IL, May 2, 2009.

245. "Novel Treatments and the Future of VTE Prophylaxis," CME Symposia – Challenges and Advances in the Prevention of Perioperative Venous Thromboembolism, Society of Hospital Medicine Annual Meeting, Chicago, IL, May 15, 2009.
246. "Prevention of VTE," Medical Grand Rounds, Spectrum Health Medical Center, Grand Rapids, MI, May 21, 2009.
247. "The Scoop on VTE Prophylaxis: Who, What, When, and How to Prevent Thrombosis," PRIMED Symposia, Los Angeles, CA, Horizon CME, June 11, 2009.
248. "VTE prophylaxis in the hospital: interventions for improving care," Cardiology Grand Rounds, Boston Medical Center, Boston, MA, September 16, 2009.
249. "VTE prophylaxis in the hospital: interventions for improving care," Medicine Grand Rounds, Methodist Hospital, Jefferson Health System, Philadelphia, PA, September 23, 2009.
250. "VTE prophylaxis in the hospital, interventions for improving care," Oncology Grand Rounds, Washington Cancer Institute, Washington Hospital Center, Washington DC, September 25, 2009.
251. "VTE prophylaxis in the hospital, interventions for improving care," Medical Grand Rounds, Robert Wood Johnson Medical Center, New Brunswick, NJ, October 7, 2009.
252. "VTE prophylaxis in the hospital, interventions for improving care," Society of Hospital Medicine Chapter Meeting, Hartford, CT, October 15, 2009.
253. "VTE prophylaxis in the hospital, interventions for improving care," Medical Grand Rounds, University of Oklahoma Health Sciences Center, Oklahoma City, OK, October 16, 2009.
254. "Hardwiring a VTE Program to Ensure Success," Chest 2009 Annual Meeting, San Diego, CA, November 5, 2009.
255. "Preventing VTE in the Community: Best Practices for Establishment and Management of an Outpatient VTE Prevention Program," Horizon CME Symposia, Houston, TX, January 21, 2010.
256. "Preventing VTE in the Community: Best Practices for Establishment and Management of an Outpatient VTE Prevention Program," Horizon CME Symposia, Baltimore, MD, February 4, 2010.
257. "Overcoming Barriers to HIT Identification and Management in the Hospital Setting: Practical Tips and Tools," Medical Grand Rounds, St. Clare Hospital, Fenton, MO, February 18, 2010.
258. "Prevention of VTE in the Surgical Patient," 5<sup>th</sup> Annual Perioperative Summit, Miami, FL, March 4, 2010.
259. "Meet the Experts: Perioperative Anticoagulation," 5<sup>th</sup> Annual Perioperative Summit, Miami, FL, March 5<sup>th</sup>, 2010.
260. "Medicolegal Issues in Perioperative Medicine," 5<sup>th</sup> Annual Perioperative Summit, Miami, FL, March 6, 2010.
261. "Preventing VTE in the Community: Best Practices for Establishment and Management of an Outpatient VTE Prevention Program," Horizon CME Symposia, Seattle, WA, March 11, 2010.
262. "Meeting the Challenge of VTE: Strategies for Implementing guideline-based Recommendations," Medical Grand Rounds, Oak Forest Hospital of Cook County, Chicago, IL, March 18, 2010.
263. "Meeting the Challenge of VTE: Strategies for Implementing guideline-based Recommendations," Medical Grand Rounds, Saint Joseph Medical Center, Towson, MD, March 24, 2010.
264. "Meeting the Challenge of VTE: Strategies for Implementing guideline-based Recommendations," Raleigh County Medical Society Meeting, Beckley, WV, March 25, 2010.
265. "Meeting the Challenge of VTE: Strategies for Implementing guideline-based Recommendations," Medical Grand Rounds, Heritage Valley Health System, Beaver, PA, April 1, 2010.
266. "VTE Prevention, Diagnosis, and Management," Medical Grand Rounds, Lee Memorial Health System, Fort Myers, FL, April 8, 2010.

267. "Meeting the Challenge of VTE: Strategies for Implementing guideline-based Recommendations," Medical Grand Rounds, Community Hospital, Munster, IA, April 22, 2010.
268. "The Nuts and Bolts of Preoperative Evaluation: What Every Internist Needs to Know," Primed-ACP Access, Milwaukee, WI, June 16, 2010.
269. "Prophylaxis and Treatment for VTE: Implementing Evidence-based Recommendations," Medical Grand Rounds, Long Beach Medical Center, Long Beach, NY, June 18, 2010.
270. "Prophylaxis and Treatment for VTE: Implementing Evidence-based Recommendations," Medical Grand Rounds, Margaret R. Pardee Memorial Hospital, Hendersonville, NC, June 22, 2010.
271. "Prophylaxis and Treatment for VTE: Implementing Evidence-based Recommendations," Medical Grand Rounds, Norton Community Hospital, Norton, VA, June 24, 2010.
272. "Prophylaxis and Treatment for VTE: Implementing Evidence-based Recommendations," Medical Grand Rounds, VA Medical Center, Beckley, WV, June 25, 2010.
273. "Prophylaxis and Treatment for VTE: Implementing Evidence-based Recommendations," Medical Grand Rounds, Baptist Medical Center, Pensacola, FL, July 30, 2010.
274. "Prophylaxis and Treatment for VTE: Implementing Evidence-based Recommendations," Medical Grand Rounds, Dekalb Medical Center, Dekalb, GA, October 19, 2010.
275. "Prophylaxis and Treatment for VTE: Implementing Evidence-based Recommendations," Medical Grand Rounds, Holy Cross Hospital, Silver Springs, MD, November 23, 2010.
276. "Meeting the Challenge of VTE: Strategies for Implementing guideline-based Recommendations," Medical Grand Rounds, Parkview Hospital, Fort Wayne, IN, January 31, 2011
277. "A Call to Action for Improved Thromboprophylaxis and Venous Thromboembolism Management in Oncology," Medical Grand Rounds, Princeton University Medical Center, Princeton, NJ, February 22, 2011
278. "Prevention of VTE in the Surgical Patient," 6th Annual Perioperative Summit, Miami, FL, March 3, 2011.
279. "Meet the Experts: Perioperative Anticoagulation," 6th Annual Perioperative Summit, Miami, FL, March 4, 2011.
280. "Medicolegal Issues in Perioperative Medicine," 6th Annual Perioperative Summit, Miami, FL, March 5, 2011.
281. "A Call to Action for Improved Thromboprophylaxis and Venous Thromboembolism Management in Oncology," Medical Grand Rounds, Tufts Medical Center, Boston, MA, March 25, 2011.
282. "Real cases from the Post-operative Wards," 7<sup>th</sup> Annual Perioperative Summit, Miami, FL, March 16, 2012.
283. "Medico-legal Lessons in Perioperative Care," 7<sup>th</sup> Annual Perioperative Summit, Miami, FL, March 17, 2012.
284. "Perioperative cases," Society of Hospital Medicine Pre-course on Perioperative Care, San Diego, CA, April 1, 2012.



Atlanta Medical Center  
303 Parkway Drive NE  
Atlanta, GA 30312

Name: BARNETT, JENNIFER  
MRN: 005270278  
ACCT: 019137496

Afolake O. Mobolaji, MD  
ADM: 02/04/2013

History and Physical  
-----

CHIEF COMPLAINT: Altered mental status.

HISTORY OF PRESENT ILLNESS: This is a 28-year-old Caucasian female who was brought from the airport secondary to altered mental status. Patient flew from New York tonight with 2 children. Prior to boarding the plane, patient called her husband and stated that she felt dizzy and was not feeling good prior to boarding the plane and in New York. Her husband told her to rest in the plane and he will be waiting for her at the airport here in Atlanta. On arrival to the airport, patient fainted and the air hostess called the husband and patient was brought here by the EMS. On arrival, patient has altered mental status and unresponsive to verbal stimuli. Patient had what looked like seizure activity with posturing. No other HPT elicited due to patient's level of consciousness. History told by husband.

PAST MEDICAL HISTORY: Postpartum depression, was on Paxil which she has not taken over a year.

PAST SURGICAL HISTORY: None.

SOCIAL HISTORY: Patient is married, lives with her husband and has 2 children. Husband denies tobacco use, denies drug use, but admits to occasional social alcohol intake only.

FAMILY HISTORY: Unknown.

CURRENT MEDICATIONS: None. Patient was on Paxil. She has been off this medication for over a year. No other medications taken.

ALLERGIES: No known drug allergies.

REVIEW OF SYSTEMS: Unable to obtain at this time.

PHYSICAL EXAMINATION:

GENERAL: A 28-year-old Caucasian female, obtunded, very diaphoretic and with posturing, but in no respiratory distress.

SKIN: Warm and diaphoretic.

HEAD: Normocephalic, atraumatic.

EYES: Pupils are equal. They are round and reactive to light.

NOSE: Symmetrical. No drainage noted.

MOUTH AND THROAT: Unable to examine the mouth. Patient has mouth clenched, teeth clenched, unable to visualize the oral mucosa and pharynx.

NECK: Supple. Trachea is midline.

CARDIAC: S1, S2. Tachycardic.

LUNGS: Decreased breath sounds. No wheezes or rhonchi, however.

ABDOMEN: Soft. Bowel sounds are positive.

Work Type: History and Physical  
T001

Work Type Code: HYP  
Page: 1

PRINTED BY: LATONYAGREEN  
DATE: 04/04/2013



Atlanta Medical Center  
303 Parkway Drive NE  
Atlanta, GA 30312

Name: BARNETT, JENNIFER  
MRN: 005270278  
ACCT: 019137496

Afolake O. Mobolaji, MD  
ADM: 02/04/2013

History and Physical

---

EXTREMITIES: Show no edema. Patient has posturing with muscle rigidity.  
NEUROLOGIC: Patient is obtunded.

LABORATORY DATA: WBC of 20.5, hemoglobin of 14.6, hematocrit of 42.7, platelets of 381. On BMP, sodium is 140, potassium 3.9, chloride of 102, bicarb of 20, BUN of 10, creatinine of 0.76, glucose of 139. Liver Enzymes: AST is normal at 25, ALT 41. Urine drug screen is positive for barbiturates only. Urine pregnancy test is negative. Urinalysis is negative. CK of 80. PT of 10.6, PTT of 26.1, INR of 0.92. Lipase is normal at 17. Acetaminophen level is 0.0. Salicylate level is 0.4. ETOH level is 0.000. TSH is normal at 1.04. Chest x-ray shows normal x-ray examination of the chest. CT of the head, impression: Normal unenhanced CT of the brain.

ASSESSMENT AND PLAN: This is a 28-year-old Caucasian female who was brought in from the airport to the Emergency Room after patient passed out on arrival to Atlanta for etiology unclear.

1. Altered mental status of unclear etiology. Patient's urine drug screen positive for barbiturates, rule out drug overdose versus accidental poisoning. Patient is currently monitored here in the Emergency Room. Emergency Room physician gave Narcan, Ativan and Cogentin due to patient's posturing and muscle rigidity to rule out other etiology of mental status changes. Patient did not respond to any of the antidote.
2. Patient has been admitted to the intensive care unit at this time. Poison control has been called, and their recommendation is to monitor patient on tele and also to draw barbiturate plasma concentration, also to check patient's iron level, possibly not a barbiturate overdose. Also, we will continue to check patient's CK level and also start on IV fluids for hydration.
3. Leukocytosis with negative urinalysis, negative chest x-ray, so it is possible physiologic. We will monitor very closely.
4. Hyperglycemia. Also, etiology is unclear. We will monitor closely and check A1c.
5. Elevated liver enzymes. This is possibly secondary to the drug overdose; however, we will repeat CMP in morning and if needed, we will do a right upper quadrant ultrasound.
6. Tachycardia, secondary to drug overdose of unclear etiology. Patient currently is in sinus tachycardia. This will be closely monitored. If needed, we will initiate beta-blocker for heart rate control. Patient's airway is patent at this time, not in need of any airway protection. We will get an ABG for further evaluation. We will monitor very closely in the intensive care unit. We will also get neurology consultation to rule out seizures. Patient came in with some seizure-like activity, rule out any seizure disorder. At this time, we will get an EEG and have neurology consultation in morning. Further treatment and recommendation will depend on patient's clinical course.

---

Work Type: History and Physical  
T001

Work Type Code: HYP  
Page: 2

PRINTED BY: LATONYAGREEN  
DATE: 04/04/2013

Atlanta Medical Center  
303 Parkway Drive NE  
Atlanta, GA 30312

Name: BARNETT, JENNIFER  
MRN: 005270278  
ACCT: 019137496

Afolake O. Mobolaji, MD  
ADM: 02/04/2013

History and Physical  
-----

Time spent on admission 55 minutes.

Afolake O. Mobolaji, MD

TR: AOM/HN  
DD: 02/05/2013 04:11 EST  
DT: 02/05/2013 04:59 EST  
Dictation ID: 8497597/Confirmation #: 3407789  
R: 02/05/2013 05:49 EST

-----  
Work Type: History and Physical  
T001

Work Type Code: HYP  
Page: 3

Printed by: AWOYALE, MD On 02/10/2013 07:14:26 PM  
PRINTED BY: LATONYA GREEN  
DATE: 04/04/2013

Atlanta Medical Center  
303 Parkway Drive NE  
Atlanta, GA 30312

Name: BARNETT, JENNIFER  
MRN: 005270278  
ACCT: 019137496

Afolake O Mobolaji, MD  
ADM: 02/04/2013  
DIS: 02/05/2013

Discharge Summary

---

ADMITTING PHYSICIAN: Afolake Mobolaji, MD

DISCHARGE PHYSICIAN: Afolake Mobolaji, MD

CONSULTS:

1. Atlanta Neurology
2. Rao Mikkilineni, MD, Pulmonology

LABORATORY DATA: At the time of discharge, her sodium is 140, potassium 2.9, BUN 10, creatinine 0.76, glucose 139 and white count of 20.55.

PROCEDURES:

1. Patient had a lumbar puncture done.
2. CAT scan, which is negative. CT of the head, which is negative. Chest x-ray negative for acute process.
3. EEG.

BRIEF HOSPITAL COURSE: A 28-year-old Caucasian female with no significant past medical history, admitted to the hospital with altered mental status. She had an elevated CK level with persisting decreased level of consciousness with the possibility of new onset seizure. She received IV Dilantin loading dose. Atlanta Neurology was consulted. Patient also had leukocytosis with febrile episode for which she was placed on IV vancomycin along with IV Levaquin and Flagyl. Patient's family requested her to be transferred over to Emory Hospital. During the ICU stay, patient got hypotensive and tachycardic for which she received IV bolus and she was started on IV normal saline at 250 mL/hour. Patient was also seen by Dr. Mikkilineni from pulmonology. Arrangements were made to transfer her over to Emory for further care.

---

Afolake O Mobolaji, MD

Dictated by LYNN LIPA, RN

TR:LL/CN

DD:02/05/2013 18:17 EST

DT:02/05/2013 21:16 EST

Dictation ID: 8504660/Confirmation #: 3411486

R: 02/06/2013 01:47 EST

---

Work Type: Discharge Summary  
T001

Work Type Code: DGS  
Page: 1

Printed by: LATONYA GREEN  
DATE: 04/04/2013



STATE OF FLORIDA

COUNTY OF MARION

**AFFIDAVIT OF TODD ALLEN KEITH RN, EMT-P, CEN, CFRN**

Todd Allen Keith RN, EMT-P, CEN, CFRN, after being duly sworn by the undersigned officer, duly authorized by law to administer oaths, deposes and states as follows:

1.

My name is Todd Allen Keith. I am over 18 years old and suffer from no legal disabilities. I am a Registered Nurse duly licensed to practice nursing in the State of Florida. I am a member of the same profession as the nurse whose conduct is at issue in this affidavit. I have actual professional knowledge and experience in the area of nursing practice in which my opinion is given on this affidavit, as reflected in this affidavit and in my Curriculum Vitae, which has been attached hereto and incorporated herein by references s Exhibit "A".

2.

At the time I signed this affidavit, and at the time of the negligent acts I discuss herein, I was licensed by an appropriate regulatory agency to practice my profession in the state in which I was practicing or teaching in that profession.

3.

I am qualified as an expert by virtue of my knowledge, skill, experience, training and education regarding the acceptable standard of care and conduct expected of health care providers whose conduct is at issue in this affidavit. I have actively practiced in my area of



specialty for at least three of the last five years both immediately preceding the signing of this affidavit, and preceding the negligent acts I discuss herein, with sufficient frequency to establish an appropriate level of knowledge in performing the procedure, making the nursing diagnosis, or rendering the treatment which is alleged to have been performed or rendered negligently by the health care providers whose conduct is at issue in this affidavit. Specifically, I have regularly and routinely assessed and evaluated patients in a hospital environment, with symptoms and findings similar to those of the patient whose care is the subject of this affidavit, with sufficient frequency to establish an appropriate level of knowledge of the appropriate evaluation and treatment.

4.

The facts in this case upon which I base my opinions are of a type reasonable relied upon by experts in our particular field.

5.

The testimony I have given herein is the product of reliable principles and methods, and I have applied those principles and methods reliably to the facts of this case in arriving at the opinions I express herein.

6.

I have been asked to review the medical care provided to Jennifer Barnett by nurses at Atlanta Medical Center on approximately February 4-5, 2013. During the course of my review, I have read or reviewed medical records from Atlanta Medical Center.

7.

Upon good information and belief, the nurses caring for Ms. Barnett on February 4-5, 2013, are employees or agents of Atlanta Medical Center.

8.

Because of my background, training and experience, I am familiar with the standard of care and skill ordinarily employed by the nursing profession generally when treating patients such as Jennifer Barnett under similar conditions and like surrounding circumstances as are contained in the medical records I have reviewed. Further, I have evaluated and provided care and treatment to patients with suspected stroke in a hospital environment with sufficient regularity to be knowledgeable about the standards of care for nurses in this particular situation.

9.

Among other things, my review of the documents and other information I have referenced, reveals that:

- a. Prior to boarding her flight to Atlanta from New York, Jennifer Barnett had complained of dizziness.
- b. Shortly after her flight arrived in Atlanta, Jennifer Barnett fainted and the paramedics were called. When examined by the paramedics, Ms. Barnett complained of dizziness and right sided weakness.
- c. Jennifer Barnett was transported by ambulance from the airport to the emergency room at Atlanta Medical Center, formerly known as South Fulton Hospital, with complaints of dizziness, fainting, and right sided weakness.
- d. The emergency room protocol for triage of a patient with complaints of right sided weakness requires that such neurological deficits/findings be documented in the patient's intake form.
- e. The emergency room protocol for triage of a patient with complaints of right sided weakness requires that such neurological deficits/findings be communicated immediately

to the emergency room physician.

10.

Based on my review of these medical records and on my background, training, expertise, knowledge, experience, and familiarity with the degree of care and skill employed by the nursing profession generally when deal with like conditions and similar circumstances (the “standard of care”), I am of the opinion that:

- a. Jennifer Barnett should have been evaluated at the Atlanta Medical Center emergency room for her neurological deficits/findings in a timely manner to insure patient safety.
- b. Failure to evaluate Jennifer Barnett in a timely manner for the neurological deficits/findings that she presented with at the Atlanta Medical Center emergency room delayed preventative and therapeutic treatment for stroke.

11.

Based on my review of these medical records and on my background, training, expertise, knowledge, experience, and familiarity with the degree of care and skill employed by the nursing profession generally when dealing with like conditions and similar circumstances, (the “standard of care”), I am of the opinion that George Brown, III, RN, fell below the standard of care as follows:

- a. On February 4, 2013, George Brown III, RN failed to document Jennifer Barnett’s neurological deficits/findings on her intake form, although such documentation was required under the standard of care.
- b. On February 4, 2013, George Brown III, RN failed to communicate Jennifer Barnett’s neurological deficits/findings to the admitting hospitalist, Dr. Mobolaji, although the standard of care required him to do so. These neurological



deficits/findings were critical for Dr. Mobolaji to consider a stroke in his differential diagnosis.

12.

I have not expressed all of my theories of negligence in this affidavit; as I understand Georgia law, I am only required to state one act of negligence for each potential defendant.

13.

All of the opinions I have expressed herein were expressed within a reasonable degree of nursing probability.


14.

All of the opinions I have expressed herein constitute my opinions at this time and are based on the information which I have been given. I reserve the right to change my opinions if further information is received which impacts on the opinions herein given.

15.

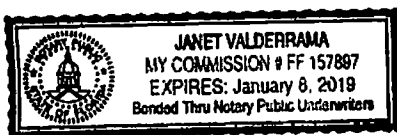
I make this affidavit with the understanding that I am attesting that the contents herein are true and correct and knowing that it is being executed for the purpose of being used in support of a medical malpractice action under Georgia law.

FURTHER AFFIANT SAYETH NOT.

  
Todd Allen Keith RN, EMT-P, CEN, CFRN

Sworn to and subscribed before me  
this 15 day of January, 2015.

  
NOTARY PUBLIC  
My commission expires:



## Curriculum Vitae

**Name:** Todd Allen Keith, R.N., EMT-P, C.E.N., C.F.R.N.  
P.O. Box 2853  
Ocala, Florida 34478

**Telephone:** (352)843-1175 (Business)

**E-MAIL:** TKEITH642@AOL.COM

**Birthdate:** March 31, 1962

**Family:** Wife: Elizabeth Keith, b. 1963  
Sons: Kyle Keith, b. 1995  
Clayton Keith, b. 1997


**Professional Education:** Excelsior College, A.D.N. 1992  
Columbus City College, EMT-P. 1982  
Excelsior College, BS Nursing. Current

**Professional Registrations:** State of Florida Registered Nurse, #RN2803872 1992-Current  
State of Florida Paramedic, Ja00004327 1982-Current  
State of Florida-Healthcare Risk Manager(License) 2008-2012  
State of Tennessee-Registered Nurse 2008-2012

**Professional Services:** Instructor, Emergency Care Programs,  
Puzzle Solved, Inc. Ocala 1997-Current

**Professional Offices and Committees:** American Heart Association, Florida/Puerto Rico  
Emergency Cardiac Care Committee 2001-2003  
  
Florida Highway Patrol, Auxiliary Trooper  
Troop G, Ocala Unit 1984-2002

**Professional Memberships:** American Association of Legal Nurse Consultants 2005-Current  
Emergency Nurses Association, 1999-Current  
Air Surface Transport Nurses Association, 1999-Current



<b>Professional Certifications:</b>	CEN-Certified Emergency Nurse	2000-Current
	CFRN-Certified Flight Registered Nurse	2001-Current
	Advanced Cardiac Life Support Instructor	1983-Current
	Pediatric Advanced Life Support Instructor	1994-Current
	ACLS-Experienced Provider Instructor	1999-Current
	Pre-hospital Trauma Advanced Life Support Inst.	2000-Current
	Trauma Nursing Core Course Provider	1996-Current
	Basic Cardiac Life Support Instructor	1985-Current

**Professional  
Experience:**

<b>08/83-Current</b>	<b>Munroe Regional Medical Center</b> P.O. Box 6000 Ocala, Florida 34478
	Registered Nurse in 47 bed emergency department, 5 <sup>th</sup> busiest in the state. Providing emergency care to both adult and pediatric patients. Functioned as supervisor in pediatric emergency department, relief clinical supervisor, and education coordinator for staff of 125 full time employees
<b>04/08-06/12</b>	<b>CSA/Philips Medical</b> Cardiac Monitoring Lenexa, Kansas.
	I provide end-user training and go-live support for cardiac monitoring for all hospital departments and occasional out-patient setting.
<b>01/10-Current</b>	<b>Central Florida Community College</b> Ocala, Florida
	Adjunct faculty in EMS program with both EMT-A and EMT-P students in clinical/lab environment.
<b>07/00-03/03</b>	<b>Shands Jacksonville</b> TraumaOne Flight Services 655 W. 8 <sup>th</sup> Street Jacksonville, Fl 32209

Registered Nurse-Paramedic with busy two helicopter flight program serving North-Florida and South-Georgia. This flight program responded to 93% scene flights, at times functioning as the first responder in rural areas.

**Publications:** Journal of Emergency Medical Services (JEMS), 1988, *Prehospital thrombolytics and EMS*. T. Keith, E. Handburg, P.Rucinski.

Journal of Emergency Nursing, Elsevier-Mosby Publishing  
Editorial Board 2008 & 2009.

Journal of Emergency Nursing, Elsevier-Mosby Publishing  
Manuscript Reviewer 2008-Current.

**Presentations:** 2000-2013, Florida National Dental Conference, Orlando Florida.  
“Advanced Cardiac Life Support pre-conference”.

2008 Florida National Dental Conference, Orlando Florida.  
“Management of in-office emergencies”.

11/2007 American Association Legal Nurse Consultants  
Tampa Bay Chapter, Tampa Florida  
“Pre-hospital EMS and the Legal Nurse Consultant”.

STATE OF FLORIDA

COUNTY OF ALACHUA

**AFFIDAVIT**

**PERSONALLY APPEARS** before the undersigned authority, duly authorized to administer oaths, comes Anthony A. Mancuso, M.D, who, after first being duly sworn, deposes and states as follows:

1.

I am Anthony A. Mancuso. I am a medical doctor currently licensed to practice medicine in the State of Florida and have been continuously so licensed for approximately 41 years. That time period includes February 2013, which is the subject of my review and opinions, as well the five years prior to that period. I attended undergraduate school at Florida State University and the University of Miami School of Medicine where I received my Medical Degree in 1973. I completed my residency in diagnostic radiology at UCLA in 1977. I was first Board Certified in Radiology in 1978. I also completed a 2 year fellowship in Neuroradiology and was issued a Certificate of Added Qualifications in Neuroradiology in 1995. I am licensed to practice medicine in Florida. I am over the age of eighteen (18) years, suffer from no legal disabilities, and give this Affidavit based upon my own personal knowledge and belief. My Curriculum Vitae is attached hereto and incorporated herein as Exhibit "A."

2.

The subject of my review was the care and treatment of Jennifer Barnett. Ms. Barnett was at one time the patient of Jason R. Kerr, M.D. The medical records that are available for review reveal that on or about February 5, 2013, Dr. Kerr treated Ms. Barnett at Atlanta Medical Center.



For at least three of the five years preceding that date (and in fact, continuously for many years prior to that date), I was regularly engaged in the clinical practice of radiology for adults like Ms. Barnett. Specifically, I was regularly engaged in

- the review and assessment of radiology films of patients with suspected and actual basilar artery thrombosis; and
- the ordering for review of radiologist studies, including angiograms, CTs and MRIs for patients, including patients with suspected and actual basilar artery thrombosis.

3.

Based upon my education, training and experience, I am familiar with that degree of care and skill ordinarily exercised by members of the medical profession generally under the same or similar circumstances and like surrounding conditions (the “standard of care”). Specifically, I am familiar with that degree of care and skill required by physicians rendering medical care to Jennifer Barnett to review and assess radiology reports showing basilar artery thrombosis, as her condition is reflected in the medical records that I have reviewed.

4.

In connection with giving this Affidavit, I have reviewed the following of Jennifer Barnett’s medical records:

1. Medical records from Atlanta Medical Center from February 4, 2013 through February 5, 2013;
2. Medical records from Emory Healthcare; and
3. Imaging studies performed on February 5, 2013.

5.

The medical records reveal that, on February 4, 2013 at 11:42 p.m., Ms. Barnett arrived

at the Atlanta Medical Center. She had been transported by ambulance from the airport, after fainting, to the emergency room at Atlanta Medical Center with a chief complaint of altered mental status. The History and Physical noted that upon arrival Ms. Barnett had an altered mental status, was unresponsive to verbal stimuli, and had what looked like seizure activity. The physical examination performed on Ms. Barnett noted that she was obtunded and very diaphoretic with posturing. See History and Physical attached hereto as Exhibit "B."

6.

Dr. Richard Johnson, the emergency room attending physician, ordered a CT of the head without contrast at 12:06 a.m. on February 5, 2013. See Physician Documentation attached hereto as Exhibit "C."

7.

At approximately 2:42 a.m. on February 4, 2013, Radiologist Jason Kerr, M.D. read the CT brain without contrast. Dr. Kerr's findings were all normal and his impression was a "[n]ormal unenhanced CT scan of the brain." In fact, the CT shows a likely segmentally hyperdense due to basilar artery thrombosis, although Dr. Kerr failed to note this significant finding. See Diagnostic Radiology Radiological Consultation report attached hereto as Exhibit "D." Dr. Kerr also failed to order further diagnostic imaging which would have confirmed the basilar artery thrombosis.

8.

At approximately 6:17 p.m. on February 5, 2013, pursuant to her family's request, Ms. Barnett was transferred to Emory Hospital for further evaluation and treatment. See Discharge Summary attached hereto as Exhibit "E."

9.

During the course of her hospitalization and evaluation at Atlanta Medical Center, Jennifer Barnett was never diagnosed with or treated for her basilar artery thrombosis.

10.

Ms. Barnett later suffered a stroke at Emory Hospital in the ICU resulting in her being in a permanent "locked in" condition, confined to a wheelchair and unable to communicate except through eye movement.

11.

It is my opinion, based upon my education, training, experience and the facts contained in the medical records I have reviewed, the standard of care required the radiologist, Dr. Kerr, to diagnose a basilar artery thrombosis as seen in the CT scan of the brain. The standard of care further required Dr. Kerr to order additional diagnostic imaging, which would have confirmed the basilar artery thrombosis.

12.

By failing to diagnose Ms. Barnett with a basilar artery thrombosis as seen in the CT scan of the brain, it is my opinion that Dr. Kerr's actions fell below the applicable standard of care for radiologists and thus amounts to professional negligence. Dr. Kerr's failure to order additional diagnostic imaging, which would have confirmed the basilar artery thrombosis, also fell below the applicable standard of care for radiologists and amounts to professional negligence.

13.

For each of the opinions I express in this Affidavit, I hold those opinions to a reasonable degree of medical probability or certainty; that is, more likely than not.

14.

It is not the purpose of the Affidavit to set forth each and every criticism that I have now



or may have in the future regarding the care and treatment rendered to Ms. Barnett by Dr. Kerr in the February 5, 2013 time frame. It is my understanding that this Affidavit is being used to satisfy OCGA § 9-11-9.1, which requires that this Affidavit set forth one negligent act and the factual basis for my opinion.

**FURTHER AFFIANT SAITH NOT.**



Anthony A. Mancuso, M.D

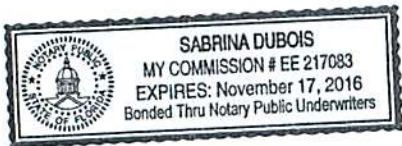
SWORN TO AND SUBSCRIBED before me

this 16 day of January, 2015.



NOTARY PUBLIC

My Commission Expires: 11/17/2016



# **CURRICULUM VITAE**

## **PERSONAL DATA**

NAME: Anthony A. Mancuso, M.D.  
DATE OF BIRTH: August 16, 1947  
PLACE OF BIRTH: Brooklyn, New York  
CITIZENSHIP: U.S. Citizen

## **EDUCATION**

1965-1967 Miami Dade Junior College  
Miami, Florida  
A.A.  
1967-1969 Florida State University  
Tallahassee, Florida  
B.S.  
1969-1973 University of Miami School of Medicine  
Miami, Florida  
M.D.  
1973-1974 Internship, Mercy Hospital  
San Diego, California  
1974-1977 Residency, UCLA, CHS, Diagnostic Radiology  
Los Angeles, California

## **PROFESSIONAL EXPERIENCE**

### **Appointments:**

1977-1978 Adjunct Instructor, UCLA, Fellowship in Head and Neck Radiology and  
Computerized Tomography/Ultrasound, Los Angeles, California  
1978-1979 Adjunct Assistant Professor, Department of Radiology, UCLA/  
Co-Chief, CT and Ultrasound Section (1979-1980), Los Angeles, California  
1979-1981 Assistant Professor in Residence - Department of Radiology, UCLA/Chief, CT  
Section (1980-1981), Los Angeles, California  
Fellowship in Neuroradiology (February 1 - July 31, 1981)  
1981-1983 Associate Professor of Radiology (Neuroradiology Section), Department of  
Radiology, University of Utah School of Medicine, Salt Lake City, Utah

**EXHIBIT**

**A**

1983-1984	Associate Professor of Radiology, University of Florida College of Medicine and Chief of Radiology, Veterans Administration Medical Center, Gainesville, Florida
1984-1989	Clinical Director of MRI, Shands Hospital, University of Florida College of Medicine, Gainesville, Florida
1986-present	Professor of Radiology, University of Florida College of Medicine, Gainesville, Florida
1990-1992	Clinical Director, Radiology Research, University of Florida College of Medicine, Gainesville, Florida
1998-2001	Associate Chairman for Research, Department of Radiology, University of Florida College of Medicine, Gainesville, Florida
5/2000-3/2001	Interim Chairman of Department of Radiology, University of Florida College of Medicine, Gainesville, Florida
4/2001-present	Chairman of Department of Radiology, University of Florida College of Medicine, Gainesville, Florida

**Visiting Professorships:**

- University of California at San Francisco, Department of Radiology, San Francisco, California, March 5, 1979
- Loyola University Medical School, Department of Radiology, Chicago, Illinois, March 27-28, 1979
- University of Washington, Department of Radiology, Seattle, Washington, May 5-7, 1983
- University of Miami, Department of Radiology, Miami, Florida, March 21-23, 1984
- University of Kentucky, Department of Radiology, Lexington, Kentucky, October 1984
- Columbia University College of Physicians and Surgeons, Department of Radiology, New York, New York, April 1986
- University of Texas Health Science Center at Dallas, Department of Radiology, Dallas, Texas, October 21-22, 1986
- Columbia University College of Physicians and Surgeons, Department of Radiology, New York, New York, April 1988
- Harvard University, Massachusetts General Hospital, Department of Radiology, Boston, Massachusetts, April 1988
- University of Pittsburgh, Department of Radiology, Pittsburgh, Pennsylvania, March 13-14, 1991
- University of Virginia, Department of Radiology, Charlottesville, Virginia, January 21-22, 1993
- Wayne State University, Department of Radiology, Detroit, Michigan, February 2-4, 1994
- University of Toronto, Department of Radiology, Toronto, Canada October 1-3, 1995
- University of Texas-M.D. Anderson Hospital, Houston, Texas--Doubleday Lecturer, May 20-21, 1996
- Allegheny University Hospitals, Pittsburgh --May 7<sup>th</sup> and 8<sup>th</sup>, 1998
- University of Virginia- Keat's Society Endowed Honorary Lectureship- May 13-15, 2011

### **Committee Service**

- Member, Research Advisory Committee - Department of Radiology, UCLA, Los Angeles, California, 1979-1981
- Member, Resident Selection Committee - Department of Radiology, UCLA, Los Angeles, California, 1979-1981
- Member, Medical Care Evaluation Committee, Shands Hospital, Gainesville, Florida, 1984-1985
- Member, Emergency Room Advisory Committee, Shands Hospital, Gainesville, Florida, 1984-1985
- Member, Department of Radiology Finance Committee, Shands Hospital, Gainesville, Florida, 1984-1986
- American College of Radiology (ACR) - Coding Index and Thesaurus Committee, 1985-1990
- Member, Radiological Society of North America (RSNA) Program Committee, Neuroradiology/ Head and Neck Radiology, 1986-1991
- American College of Radiology (ACR) - Malpractice Awareness Task Force/Expert Witness Program, 1986-1990
- Association of University Radiologists (AUR) - Staufer Award Committee (Research Award), 1986-1987
- Medical Care Evaluation Committee, Shands Hospital, 1987-1990
- American College of Radiology (ACR) - Interdisciplinary Committee on Diagnostic Imaging in Cancer Management, 1986-1987
- American Medical Association - Panel on Magnetic Resonance Imaging, 1984-1988
- Brain Institute Task Force, University of Florida College of Medicine, 1990-1992
- American Society of Head and Neck Radiology, Publications Committee, 1990-1991
- Search Committee for Chairman of Radiation Oncology, 1991-1992
- MRI Research Committee, Department of Radiology, University of Florida College of Medicine, 1991-2001
- Finance Committee, Department of Radiology, University of Florida College of Medicine, 1991-1998
- CT Quality Assurance Committee, Department of Radiology, University of Florida College of Medicine, 1992-1994
- University of Florida Research Advisory Committee, University of Florida College of Medicine, 1992-1994
- American Board of Radiology - Committee on Certificate of Added Qualifications for Neuroradiology, 1992-1995

- Masters Thesis Committee - Jason Rosenberg, 1992-1993
- Second World Congress on Laryngeal Cancer - Advisory Committee, 1993-1994
- American Society of Head and Neck Radiology Publications Committee, 1993-1995
- UFCOM Search Committee for Anatomy and Cell Biology Chair, Spring, 1995
- CQI Committees Read and Return; Communications; MRI (Radiology Department), 1996-1998
- UFCOM Neurology Chairman Search Committee, 1999 and 2000-2001
- Ad Hoc Committee UF AGH—UF Shands Consolidation, 1998-1999
- UF COM College Incentive Fund Review Committee-2000-2001
- Medical Executive Committee, Shands at AGH, May 2001-2006
- Medical Executive Committee, Shands at UF, 2001-present
- Florida Group Practice Executive Committee, 2001-present
- Otolaryngology Chairman Search Committee-- Chairman, 2001-2002 and 2003-2004
- UF COM Promotion and Tenure Committee-Associate Chairman-2002 and Chairman 2003
- UF Group Practice Association—3<sup>rd</sup> Vice President- 2008 to present
- UF Executive Fiscal Advisory Committee—2008 to present
- Pathology Chairman Search Committee-- Chairman, 2010
- Chairman UF Executive Fiscal Advisory Committee—2010 to present
- UF Group Practice Association—President- 2010 to present

### **Membership in Scholarly Societies:**

- Radiological Society of North America
- American Society of Head and Neck Radiology (Secretary, 1982-1985; Executive Committee, 1985-1986; Vice President, 1988; President Elect, 1989-1990; President, 1990-1991; Past President 1991-1992)
- American Society of Neuroradiology, Senior Member
- American Society for Head and Neck Surgery, Honorary Member
- European Society of Head and Neck Radiology, Honorary Member, 2011

### **Editorial Experience:**

- Editorial Board: American Journal of Neuroradiology (1992-2000); Journal of Computed Axial Tomography (1993-2006); Acta Radiologica Portuguesa (1993-1995); International Journal of Radiation Oncology, Biology and Physics (1998-2006)
- Referee for following journals: Radiology, Journal of Magnetic Resonance in Medicine, Journal of Computer Assisted Tomography, International Journal of Radiation Oncology, Biological Physics, Investigative Radiology, Head and Neck, Cancer, AJNR
- Review of proposed texts for Williams and Wilkins, Lea and Febiger, C. V. Mosby

### **Grants:**

- National Research Service Award Fellowship for training in Academic Radiology from NIH/PHS, 1976-1980 (Principal Investigator).
- Grant-in-aid from Berlex Corporation to study Gadolinium-DTPA in cerebral lesions, 1985 (\$35,000). Renewal 1986 (\$35,000). New study in pediatric patients on same contrast, 1987 (\$35,000) (Principal Investigator).
- Division of Sponsored Research, University of Florida granted the Department of Radiology \$150,000 for support of second whole body imager (Principal Investigator).
- NIH-NCI grant #U01 CA 54026-01, "Comparison of CT and MRI in Staging of Cervical Metastases." \$400,000 over 4 years. Funded October 1991 (Principal Investigator).
- RSNA seed grant, "Detection of Unknown Primary Tumors of the Head and Neck Using 2-[F-18] Fluoro-2-Deoxy-D-Glucose."—Principal Investigator: Suresh K. Mukherji, M.D. \$20,000. Funded Spring 1993 (Co-Principal Investigator).
- Eli Lilly Olanzapine Research Study—Co-Principal Investigator: Katherine N. Scott, Ph.D. Funded February 1998 (Consultant and over-reading of films).
- K-30 Fellowship Funding, "Evidence Based Radiology"—Principal Investigator: Christopher Sistrom, M.D. \$40,000. Funded 1999 (Mentor).
- Magnetic Resonance Imaging (MRI) of the Upper Trachea During Respiration and Valsalva maneuver. Mallinckrodt—Principal Investigator: Ilona M. Schmalfuss, M.D. Funded 1999 (Co-Principal Investigator).
- AHA Women and Minorities Access to Research Grant, "Pilot Study of Cerebral Vascular Reserve as a Risk Factor for Stroke in Pediatric Sickle Cell Disease"—Principal Investigator: Lorna Sohn Williams, M.D. \$59,900. Funded 2000 (Co-Principal Investigator).
- "Study of the Dynamic Motion of Oropharynx." Kos Pharmaceuticals—Principal Investigator: Ilona M. Schmalfuss, M.D. \$41,888. Funded February 2000 (Co-Principal Investigator).
- "Muscle Composition and Function for Swallowing in Head/Neck Cancer Patients Undergoing Radiotherapy." University of Florida (Opportunity Grant). Phormax—Co-Principal Investigator: Ilona M. Schmalfuss, M.D. \$10,000. Funded October 2000 (Co-Principal Investigator).

- "New Faculty Start-Up." HHMI funding —Principal Investigator: Christopher L. Siström, M.D. \$115,000. Funded March 2001 (Mentor).
- "Free Text Versus Structure Format for Radiology Reports: Measuring Performance and Preference of Selected Medical Personnel in Extracting Case Specific Information." GE funding—Principal Investigator: Christopher L. Siström, M.D. \$50,000. Funded July 2001 (Mentor).



**Gift:**

- Secured, as a gift to the Department of Radiology, University of Florida, College of Medicine a 0.15 T whole body imager from Technicare Corporation for dedicated research on coil development and proton imaging, 1985. Included were warranty and installation. Total worth \$950,000 - 1,000,000.

**Patent:**

- Patent received: Angled segment receiver coil for NMR imaging of the head. Filed U. S. Patent Court, 1986. Patent #4,784,146.
- Patent received: Method for improving delivery of pharmaceutical aerosols. Patent #6,567,686.

## **SCHOLASTIC HONORS**

### **Honorary Societies:**

- National Beta Honor Society (High School)
- Phi Theta Kappa (Miami Dade Junior College)
- Alpha Omega Alpha (junior year, University of Miami Medical School, Vice President, senior year)

### **Awards and Honors:**

1967-1968	Haydon Burns Scholarship (Miami Dade Junior College)
1969-1973	Complete tuition scholarship to University of Miami School of Medicine
1969	B.S., Magna Cum Laude
1973	M.D. with honors - graduating second in class of 115
1978	Summa Cum Laude award. Radiological Society of North America for exhibit: Correlated CT Anatomy and Pathology of the Larynx. Annual Scientific Assembly and Meeting of the Radiological Society of North America, Chicago, Illinois, November 26 - December 1, 1978
1979	Certificate of Special Merit. American Roentgen Ray Society for exhibit: Correlated CT anatomy and Pathology of the Larynx. Annual American Roentgen Ray Society Meeting, Toronto, Canada, March 1979
1979	Certificate of Special Merit. American Roentgen Ray Society for exhibit: CT of the Nasopharynx - Normal Variations of North and Pathological Correlations. Annual American Roentgen Ray Society Meeting, Toronto, Canada, March 1979
1980	Gold Medal. American Society of Neuroradiology for exhibit: High Resolution CT of the Temporal Bone, Los Angeles. Annual Meeting of the American Society of Neuroradiology, 1980
1991	Certificate of Merit. Morphologic Characteristics Useful in Guiding the Diagnostic Work-up of Infiltrative Diseases of the Head and Neck. Exhibit presented at the Annual Meeting of the Radiological Society of North America, Chicago, Illinois, December 1991
1992	Certificate of Merit. CT of Normal and Abnormal Facial Nodes. Exhibit presented at the Annual Meeting of the Radiological Society of North America, Chicago, Illinois, December 1992

- 1993 Cum Laude Certificate. Radiographic Appearance of the Irradiated Larynx and Hypopharynx by Computed Tomography. Exhibit presented at the Annual Meeting of the Radiological Society of North America, Chicago, Illinois, December 1993
- 1994-present Listed in *Best Doctors in America®: Southeast Region*
- 1995 Examiner for American Board of Radiology Certificate of Added Qualifications in Neuroradiology Oral Examinations
- 1996 Leonard C. Doubleday Lecturer and Honorary Membership in The Houston Radiologic Society
- 1996 Keynote Speaker-International Congress on Head and Neck Cancer Toronto, Canada
- 1997 Presidential Citation—American Society for Head and Neck Surgery
- 2005 Gold Medal Recipient—American Society of Head and Neck Radiology, San Francisco, California, September 2005
- 2100 Lifetime Achievement Award – European society of Head and Neck Radiology, September 2011

## ***LICENSURE AND CERTIFICATION***

LICENSURE: Florida, #ME0042665  
California, #G027974

CERTIFICATION: 1978, Diplomate of the American Board of Radiology  
1995, American Board of Radiology Certificate of Added Qualifications in Neuroradiology

## **BIBLIOGRAPHY**

### **REFEREED PUBLICATIONS:**

1. Mancuso AA, Hanafee WN, Julliard GJ, Winter J, Calcaterra TC. The role of computed tomography in the management of cancer of the larynx. *Radiology* 1977; 124 (1):243-244.
2. Mancuso AA, Hanafee WN, Winter J, Ward P. Extensions of paranasal sinus tumors and inflammatory disease as evaluated by CT and pluridirectional tomography. *Neuroradiology* 1978; 16(2):449-453.
3. Mancuso AA, Calcaterra TC, Hanafee WN. Computed tomography of the larynx. *Radiol Clin North Am* 1978; 16(2):195-208.
4. Bein ME, Mancuso AA, Mink JH, Hansen GC. Computed tomography in the evaluation of mediastinal lipomatosis. *J Comput Assist Tomogr* 1978; 2(4):379-383.
5. Mancuso AA. Computed tomographic scanning of the larynx. *West J Med* 1979; 130(5):445-446.
6. Mancuso AA, Rice D, Hanafee WN. Computed tomography with simultaneous sialography in the evaluation of salivary gland tumors. *Radiology* 1979; 132(5 Pt 1):211.
7. Hanafee WN, Mancuso AA, Jenkins HA, Winter J. Computerized tomography scanning of the temporal bone. *Ann Otol Rhinol Laryngol* 1979; 88(5 Pt 1):721-728.
8. Mancuso AA, Hanafee WN. A comparative evaluation of computed tomography and laryngography. *Radiology* 1979; 133(1):131-138.
9. Mancuso AA, Hanafee WN. Computed tomography of the injured larynx. *Radiology* 1979; 133(1):139-144.
10. Pagani JU, Thompson J, Mancuso A, Hanafee W. Lateral wall of the olfactory fossa in determining intracranial extensions of sinus cancer. *AJR* 1979; 133:497-501.
11. Ward P, Hanafee WN, Mancuso A, Shallit J, Berci G. Evaluation of computerized tomography, cinelaryngoscopy and laryngography in determining the extent of laryngeal disease. *Ann Otol* 1979; 88:454-462.
12. Rice DH, Mancuso AA, Hanafee WN. Computerized tomography with simultaneous sialography in evaluating parotid tumors. *Arch Otolaryngol* 1980; 106(8):472-473.
13. Hanafee WN, Mancuso A, Winter J, Jenkins H, Bergstrom JF. Edge enhancement CT scanning in inflammatory lesions of the middle ear. *Radiology* 1980; 136:771-775.
14. Mancuso AA, Tamakwa Y, Hanafee WN. CT of the fixed vocal cord. *AJR* 1980; 135(3):7529-7534.
15. Bentson JR, Mancuso AA, Winter J, Hanafee WN. Combined gas cisternography and edge-enhanced computed tomography of the internal auditory canal. *Radiology* 1980; 136(3):777-779.
16. Mancuso AA, Bohman L, Hanafee W, Maxwell D. Computed tomography of the nasopharynx: normal and variants of normal. *Radiology* 1980; 137(1 Pt 1):113-121.
17. Bohman LG, Mancuso AA, Thompson J, Ward PH, Hanafee WN. A CT approach to benign nasopharyngeal masses. *AJR* 1981; 136(1):173-180.

18. Schwimer SR, Bassett LW, Mancuso AA, Mirra JM, Dawson EG. Giant cell tumor of the cervicothoracic spine. *AJR* 1981; 136(1):63-67.
19. Mancuso AA, Maceri D, Rice D, Hanafée W. CT of cervical lymph node cancer. *AJR* 1981; 136(2):381-385.
20. Stone DN, Mancuso AA, Rice D, Hanafée WN. Parotid CT sialography. *Radiology* 1981; 138(2):393-397.
21. Centeno RS, Bentson JR, Mancuso AA. CT scanning in rhinocerebral mucormycosis and aspergillosis. *Radiology* 1981; 140(2):383-389.
22. Larsson SG, Mancuso AA, Hoover L, Hanafée WN. Differentiation of pyriform sinus cancer from supraglottic laryngeal cancer by computed tomography. *Radiology* 1981; 141:427-432.
23. Fon GT, Bein ME, Mancuso AA, Keeseey JC, Lupetin AR, Wong WS. Computed tomography of the anterior mediastinum in myasthenia gravis. A radiologic-pathologic correlative study. *Radiology* 1982; 142(1):135-141.
24. Lufkin R, Barni JJ, Glen W, Mancuso AA, et al. Comparison of computed tomography and pluridirectional tomography of the temporal bone. *Radiology* 1982; 143:715-717.
25. Larsson SG, Mancuso AA, Hanafée WN. Computed tomography of the tongue and floor of the mouth. *Radiology* 1982; 143:493-500.
26. Koehler PR, Mancuso AA. Pitfalls in the diagnosis of retroperitoneal adenopathy. *J Can Assoc Radiol* 1982; 33(3):197-201.
27. Hanson DG, Mancuso AA, Hanafée WN. Pseudomass lesions due to occult trauma of the larynx. *Laryngoscope* 1982; 92(11):1249-1253.
28. Maceri DR, Mancuso AA, Canalis R. Value of computed axial tomography in severe laryngeal injury. *Arch Otolaryngol* 1982; 108(7):449-451.
29. Osborn AG, Hanafée WH, Mancuso AA. Normal and pathologic CT anatomy of the mandible. *AJR* 1982; 139(3):555-559.
30. Mancuso AA, Hanafée WN. Elusive head and neck carcinomas beneath intact mucosa. *Laryngoscope* 1983; 93(2):133-139.
31. Halden WJ, Harnsberger HR, Mancuso AA. Computed tomography of esophageal varices after sclerotherapy. *AJR* 1983; 140(6):1195-1196.
32. Mancuso AA, Harnsberger HR, Muraki AS, Stevens MH. Computed tomography of cervical and retropharyngeal lymph nodes: normal anatomy, variants of normal, and applications in staging head and neck cancer. Part I: normal anatomy. *Radiology* 1983; 148(3):709-714.
33. Mancuso AA, Harnsberger HR, Muraki AS, Stevens MH. Computed tomography of cervical and retropharyngeal lymph nodes: normal anatomy, variants of normal, and applications in staging head and neck cancer. Part II: pathology. *Radiology* 1983; 148(3):715-723.
34. Muraki AS, Mancuso AA, Harnsberger HR, Johnson LP, Meads GB. CT of the oropharynx, tongue base, and floor of the mouth: normal anatomy and range of variations, and applications in staging carcinoma. *Radiology* 1983; 148(3):725-731.
35. Harnsberger HR, Mancuso AA, Muraki AS, Parkin JL. The upper aerodigestive tract and neck: CT evaluation of recurrent tumors. *Radiology* 1983; 149(2):503-509.

36. Kalovidouris A, Mancuso AA, Sarti D. Static gray scale parathyroid ultrasonography. (Is high-resolution real time technique required?) *Clinical Radiology* 1983; 34:385-393.
37. Mancuso AA. Cervical lymph node metastases: oncologic imaging and diagnosis. *Int J Radiat Oncol Biol Phys* 1984; 10(3):411-423.
38. Kalovidouris A, Mancuso AA, Dillion W. A CT-clinical approach to patients with symptoms related to the V, VII, IX-XII cranial nerves and cervical sympathetics. *Radiology* 1984; 151(3):671-676.
39. Dudley JP, Mancuso AA, Fonkalsrud EW. Arytenoid dislocation and computed tomography. *Arch Otolaryngol* 1984; 110(7):483-484.
40. Lawry GV, Finerman ML, Hanafee WN, Mancuso AA, Fan PT, Bluestone R. Laryngeal involvement in rheumatoid arthritis. A clinical, laryngoscopic and computerized tomographic study. *Arthritis Rheum* 1984; 27(8):873-882.
41. Harnsberger HR, Mancuso AA, Muraki AS, Byrd SE, Dillon WP, Johnson LP, Hanafee WN. Branchial cleft anomalies and their mimics: computed tomographic evaluation. *Radiology* 1984; 152(3):739-748.
42. Muraki AS, Mancuso AA, Harnsberger HR. Metastatic cervical adenopathy from tumors of unknown origin: the role of CT. *Radiology* 1984; 152(3):749-753.
43. Pettersson H, Hamlin DJ, Mancuso AA. MRI of the musculoskeletal system. Review article. *Acta Radiol* 1985; 26:225-235.
44. Fitzsimmons JR, Thomas RG, Mancuso AA. Proton imaging with surface coils on a 0.15-T resistive system. *Magn Reson Med* 1985; 2(2):180-185.
45. Hall MG, Artega DM, Mancuso AA. Use of computed tomography in localization of head and neck space infections. *J Oral Maxillafac Surg* 1985; 43:978-980.
46. Stevens MH, Harnsberger HR, Mancuso AA, Davis RK, Johnson LP, Parkin JL. Computed tomography of cervical lymph nodes. Staging and management of head and neck cancer. *Arch Otolaryngol* 1985; 111(11):735-739.
47. Virapongse C, Mancuso AA, Fitzsimmons JR. Value of magnetic resonance in assessing bone destruction in head and neck lesions. *Laryngoscope* 1986; 96(3):284-291.
48. Virapongse C, Mancuso AA, Quisling R. Human brain infarcts: Gd-DTPA enhanced MR imaging. *Radiology* 1986; 161:785-794.
49. Akins EW, Fitzsimmons JR, Mancuso AA, Angus LB, Boucher M. Double loop receiver coil for MR imaging at 0.15T. *J Comput Assist Tomogr* 1986; 10(6):1083-1088.
50. Pettersson H, Ackerman N, Kaude J, Googe RE, Mancuso AA, Scott KN, Hackett RH, Hager DA, Cabellero S. Gd-DTPA enhancement of experimental soft tissue carcinoma and hemorrhage in magnetic resonance imaging. *Acta Radiol* 1987; 28(1):75-78.
51. Casselman JW, Mancuso AA. Major salivary gland masses: comparison of MR imaging and CT. *Radiology* 1987; 165(1):183-189.
52. Akins EW, Carmichael MJ, Hill JA, Mancuso AA. Preoperative evaluation of the thoracic aorta using MRI and angiography. *Ann Thoracic Surg* 1987; 44(5):499-507.
53. Yancey JM, Ackerman N, Kaude JV, Googe RE, Fitzsimmons JR, Scott KN, Mancuso AA, Hackett RL, Hager DA, Caballero S. Gadolinium-DTPA enhancement of VX-2 carcinoma of the rabbit kidney on T1 weighted magnetic resonance images. *Acta Radiologica* 1987; 28 (4):479-482.

54. Parsons JT, Mendenhall WM, Mancuso AA, Cassisi NJ, Million RR. Malignant tumors of the nasal cavity and ethmoid and sphenoid sinuses. *Int J Radiat Oncol Biol Phys* 1988; 14(1):11-22.
55. Mendenhall WM, Parsons JT, Mancuso AA, Cassisi NJ, Million RR. Squamous cell carcinoma of the pharyngeal wall treated with irradiation. *Radiother Oncol* 1988; 11(3):205-212.
56. Issacs JH Jr, Mancuso AA, Mendenhall WM, Parsons JT. Deep spread patterns in CT staging of T<sub>2-4</sub> squamous cell laryngeal carcinoma. *Otolaryngol Head Neck Surg* 1988; 99(5):455-464.
57. Mancuso AA. Magnetic resonance imaging of the head and neck region: present status and future potential. *JAMA* 1988; 260:3313-3326.
58. Mancuso AA, Dillon WP. The neck. *Radiol Clin North Am* 1989; 27(2):407-434.
59. Parsons JT, Mendenhall WM, Mancuso AA, et al. Twice-a-day radiotherapy for T<sub>3</sub> squamous cell carcinoma of the glottic larynx. *Head and Neck* 1989; 11(2):123-128.
60. Abbey NC, Block AJ, Green D, Mancuso AA, Hellard DW. Measurement of pharyngeal volume by digitized magnetic resonance imaging: effect of nasal continuous positive airway pressure. *Am Rev Respir Dis* 1989; 140:717-723.
61. Russel EJ, Schaible TF, Dillon W, Drayer B, Lipuma J, Mancuso AA, et al. Multicenter double blind placebo controlled study of Gadolinium-DTPA/Dimeglumine as an MRI contrast agent in patients presenting with cerebral lesions. *AJNR* 1989; 10:53.
62. Freeman DE, Mancuso AA, Parsons JT, Mendenhall WM, Million RR. Irradiation alone for supraglottic larynx carcinoma: can CT findings predict treatment results? *Int J Radiat Oncol Biol Phys* 1990; 19(2):485-490.
63. Guy J, Mancuso AA, Quisling R, Beck R, Moster M. Gadolinium-DTPA enhanced magnetic resonance imaging in optic neuropathies. *Ophthalmology* 1990; 97(5):592-600.
64. Guy J, Fitzsimmons J, Ellis EA, Mancuso AA. Gadolinium-DTPA-enhanced magnetic resonance imaging in experimental optic neuritis. *Ophthalmology* 1990; 97(5):601-607.
65. Guy J, Mancuso AA, Moster ML, et al. Radiation-induced optic neuropathy: a magnetic resonance imaging study. *J Neurosurg* 1991; 74:426-432.
66. Hamed L, Mancuso AA. Inferior rectus muscle contracture syndrome after retrobulbar anesthesia. *Ophthalmology* 1991; 98:1506-1512.
67. Mao JT, Bidgood WD, Ang PGP, Mancuso AA. A clinically viable technique of fat suppression for abdomen and pelvis. *Magn Reson Med* 1991; 21:320-326.
68. Saleh EM, Mancuso AA, Stringer SP. CT of submucosal and occult laryngeal masses. *J Comput Assist Tomogr* 1992; 16(1):87-93.
69. Ali YA, Saleh EM, Mancuso AA. Does conventional tomography still have a place in glottic cancer evaluation? *Clin Radiol* 1992; 45(2):114-119.
70. Zadvinskis DP, Benson MT, Kerr HH, Mancuso AA, Cacciarelli AA, Madrazo BL, Mafee MF, Dalen K. Congenital malformations of the cervicothoracic lymphatic system: embryology and pathogenesis. *Radiographics* 1992; 12(6):1175-1189.
71. Guy J, Mao JT, Bidgood WD, Mancuso AA, Quisling RG. Enhancement and demyelination of the intraorbital optic nerve: fat suppression MRI. *Ophthalmology* 1992; 99:713-719.

72. Saleh EM, Mancuso AA, Alhussaini AA. Computed tomography of primary subglottic cancer: clinical importance of typical spread pattern. *Head Neck* 1992; 14(2):125-132.
73. Benson MT, Dalen K, Mancuso AA, Kerr HH, Cacciarelli AA, Mafee MF. Congenital anomalies of the branchial apparatus: embryology and pathologic anatomy. *Radiographics* 1992; 12(5):943-960.
74. Guy J, Fitzsimmons JR, Ellis A, Beck B, Mancuso AA. Intraorbital optic nerve and experimental optic neuritis: correlation of fat suppression magnetic resonance imaging and electron microscopy. *Ophthalmology* 1992; 99:720-725.
75. Saleh EM, Mancuso AA, Stringer SP. Relative roles of computed tomography and endoscopy for determining the inferior extent of pyriform sinus carcinoma: correlative histopathologic study. *Head Neck* 1993; 15(1):44-52.
76. Stringer SP, Mancuso AA, Avino AJ. Effect of a topical vasoconstrictor on computed tomography of paranasal sinus disease. *Laryngoscope* 1993; 103(1 Pt 1):6-9.
77. Kasper ME, Parsons JT, Mancuso AA, Mendenhall WM, Stringer SP, Cassisi NJ, Million RR. Radiation therapy for juvenile angiofibroma: evaluation by CT and MRI, analysis of tumor regression, and selection of patients. *Int J Radiat Oncol Biol Phys* 1993; 25(4):689-694.
78. Lee WR, Mancuso AA, Saleh EM, Mendenhall WN, Parsons JT, Million RR. Can pretreatment computed tomography findings predict local control in T3 squamous cell carcinoma of the glottic larynx treated with radiotherapy alone? *Int J Radiat Oncol Biol Phys* 1993; 25(4):683-687.
79. Belden CJ, Hamed LM, Mancuso AA. Bilateral isolated retrobulbar optic neuropathy in limited Wegener's granulomatosis. *J Clin Neuroophthalmol* 1993; 13(2):119-123.
80. Mukherji SK, Tart RP, Slattery WH, Stringer SP, Benson MT, Mancuso AA. Evaluation of first branchial anomalies by CT and MR. *J Comput Assist Tomogr* 1993; 17(4):576-581.
81. Tart RP, Mukherji SK, Avino AJ, Stringer SP, Mancuso AA. Facial lymph nodes: normal and abnormal CT appearance. *Radiology* 1993; 188(3):695-700.
82. Mukherji SK, Kasper ME, Tart RP, Mancuso AA. Irradiated paragangliomas of the head and neck: CT and MR appearance. *AJNR* 1994; 15(2):357-363.
83. Mukherji SK, Turetsky D, Tart RP, Mancuso AA. A technique for core biopsies of head and neck masses. Technical Note. *AJNR* 1994; 15(3):518-520.
84. Cotter CS, Stringer SP, Landau S, Mancuso AA, Cassisi NJ. Patency of the internal jugular vein following modified radical neck dissection. *Laryngoscope* 1994; 104(7):841-845.
85. Tart RP, Mukherji SK, Lee WR, Mancuso AA. Value of laryngeal cartilage sclerosis as a predictor of outcome in patients with stage T3 glottic cancer treated with radiation therapy. *Radiology* 1994; 192(2):567-570.
86. Mancuso AA, Drane WE, Mukherji SK. The promise FDG in diagnosis and surveillance of head and neck cancer. *Cancer* 1994; 74(4):1193-1195.
87. Mukherji SK, Drane WE, Tart RP, Landau S, Mancuso AA. Comparison of thallium-201 and F-18 FDG SPECT uptake in squamous cell carcinoma of the head and neck. *AJNR* 1994; 15(10):1837-1842.
88. Mukherji SK, Tart RP, Fitzsimmons J, Belden C, McGorray S, Guy J, Mancuso AA. Fat-suppressed MR of the orbit and cavernous sinus: comparison of fast spin-echo and conventional spin-echo. *AJNR* 1994; 15(9):1707-1714.



89. Mukherji SK, Mancuso AA, Kotzur IM, Mendenhall WM, Kubilis PS, Tart RP, Lee WR, Freeman D. Radiologic appearance of the irradiated larynx. Part I: Expected changes. *Radiology* 1994; 193(1):141-148.
90. Mukherji SK, Mancuso AA, Kotzur IM, Mendenhall WM, Kubilis PS, Tart RP, Freeman D, Lee WR. Radiologic appearance of the irradiated larynx. Part II: Primary site response. *Radiology* 1994; 193(1):149-154.
91. Guy J, McGorray S, Qi X, Fitzsimmons J, Mancuso A. Conjugated deferoxamine reduces blood-brain barrier disruption in experimental optic neuritis. *Ophthal Res* 1994; 26:310-323.
92. Guy J, McGorray S, Fitzsimmons J, Beck B, Mancuso et al. Detoxification of H<sub>2</sub>O<sub>2</sub> reduces BBB permeability and demyelination in experimental optic neuritis: a serial MRI study. *Ophthal Vis Sci* 1994; 35:3456-3465S.
93. Mukherji SK, Mancuso AA, Kotzur IM, Slattery WH III, Swartz JD, Tart RP, Nall A. CT of the temporal bone: findings after mastoidectomy, ossicular reconstruction, and cochlear implantation. *AJR* 1994; 163(6):1467-1471.
94. Mukherji SK, Tart RP, Mancuso AA. Septic cavernous sinus thrombosis: Revisited. *Applied Radiology* 1995; \_\_:35-38.
95. Mukherji SK, Mancuso AA, Mendenhall W, Kotzur IM, Kubilis P. Can pretreatment CT predict local control of T2 glottic carcinomas treated with radiation therapy alone? *AJNR* 1995; 16(4):655-662.
96. Sandler D, Mancuso A, Becker T, Zori R, Hellrung J, Silverstein J, Burton V, Hamosh A, Williams C. Association of anophthalmia and esophageal atresia. *American Journal of Medical Genetics* 1995; 59:484-491.
97. Tart RP, Kotzur IM, Mancuso AA, Glantz MS, Mukherji SK. CT and MR imaging of the buccal space and buccal space masses. *Radiographics* 1995; 15(3):531-550.
98. McLaughlin MP, Mendenhall WM, Mancuso AA, Parsons JT, McCarty PJ, Cassisi NJ, Stringer SP, Tart RP, Mukherji SK, Million RR. Retropharyngeal adenopathy as a predictor of outcome in squamous cell carcinoma of the head and neck. *Head Neck* 1995; 17(3):190-198.
99. Stravropoulos SW, Mukherji SK, Mancuso AA. Recurrent parotid adenocarcinoma occurring within the cerebellopontine angle. *AJNR* 1995; 16(7):1529-1531.
100. Mukherji SK, Drane WE, Mancuso AA, Parsons JT, Mendenhall WM, Stringer S. Occult primary tumors of the head and neck: detection with 2-[F-18] fluoro-2-deoxy-D-glucose SPECT. *Radiology* 1996; 199(3):761-766.
101. Mendenhall WN, Parsons JT, Mancuso AA, Stringer SP, Cassisi NJ. Radiotherapy for squamous cell carcinoma of the supraglottic larynx: an alternative to surgery. *Head Neck* 1996; 18(1):24-35.
102. Helmberger RC, Croker BP, Mancuso AA. Leiomyosarcoma of the larynx presenting as a laryngopyoceale. *AJNR* 1996; 17(6):1112-1114.
103. Helmberger RC, Stringer SP, Mancuso AA. Rhabdomyoma of the pharyngeal musculature extending into the prestyloid parapharyngeal space. *AJNR* 1996; 17(6):1115-1118.
104. Helmberger RC, Mancuso AA. Wegener granulomatosis of the eustachian tube and skull base mimicking a malignant tumor. *AJNR* 1996; 17(9):1785-1790.
105. Lemmerling MM, Stambuk HE, Mancuso AA, Antonelli PJ, Kubilis PS. CT of the normal suspensory ligaments of the ossicles in the middle ear. *AJNR* 1997; 18(3):471-477.

106. Pameijer FA, Mancuso AA, Mendenhall WN, Parsons JT, Kubilis PS. Can pretreatment computed tomography predict local control in T3 squamous cell carcinoma of the glottic larynx treated with definitive radiotherapy? *Int J Radiat Oncol Biol Phys* 1997; 37(5):1011-1021.
107. Lemmerling MM, Stambuk HE, Mancuso AA, Antonelli PJ, Kubilis PS. Normal and opacified middle ears: CT appearance of the stapes and incudostapedial joint. *Radiology* 1997; 203(1):251-256.
108. Belden CJ, Mancuso AA, Kotzur IM. The developing anterior skull base: CT appearance from birth to 2 years of age. *AJNR* 1997; 18(5):811-818.
109. Mendenhall WM, Parsons JT, Mancuso AA, Pameijer FJ, Stringer SP, Cassisi NJ. Definitive radiotherapy for T3 squamous cell carcinoma of the glottic larynx. *J Clin Oncol* 1997; 15(6):2394-2402.
110. Lemmerling MM, Mancuso AA, Antonelli PJ, Kubilis PS. Normal modiolus: CT appearance in patients with a large vestibular aqueduct. *Radiology* 1997; 204(1):213-219.
111. Maria BL, Hoang KB, Tusa RJ, Mancuso AA, Hamed LM, Quisling RG, Hove MT, Fennell EB, Booth-Jones M, Ringdahl DM, Yachnis AT, Creel G, Frerking B. "Joubert" syndrome revisited: key ocular motor signs with magnetic resonance imaging correlation. *J Child Neurol* 1997; 12(7):423-430.
112. Garside JA, Antonelli PJ, Mancuso AA, Kubilis PS, Stricker ST. Computed tomography in the diagnosis of coalescent mastoiditis. *Otolaryngol Head Neck Surg* 1997; 117:154.
113. Silverman CS, Mancuso AA. Periantral soft-tissue infiltration and its relevance to the early detection of invasive fungal sinusitis: CT and MR findings. *AJNR* 1998; 19(2):321-325.
114. Pameijer FA, Mancuso AA, Mendenhall WM, Parsons JT, Mukherji SK, Hermans R, Kubilis PS. Evaluation of pretreatment computed tomography as a predictor of local control in T1/T2 pyriform sinus carcinoma treated with definitive radiotherapy. *Head Neck* 1998; 20(2):159-168.
115. Schmalfuss IM, Mancuso AA, Tart RP. Arytenoid cartilage sclerosis: normal variations and clinical significance. *AJNR* 1998; 19(4):719-722.
116. Curtin HD, Ishwaran H, Mancuso AA, Dalley RW, Caudry DJ, McNeil BJ. Comparison of CT and MR imaging in staging of neck metastasis. *Radiology* 1998; 207(1):123-130.
117. Hermans R, Pameijer FA, Mancuso AA, Parsons JT, Mendenhall WM. CT findings in chondroradionecrosis of the larynx. *AJNR* 1998; 19(4):711-718.
118. Antonelli PJ, Nall AV, Lemmerling MM, Mancuso AA, Kubilis PS. Hearing loss with cochlear modiolar defects and large vestibular aqueducts. *Am J Otol* 1998; 19(3):306-312.
119. Baylor JE, Antonelli PJ, Rojiani A, Mancuso AA. Facial palsy from Masson's vegetant intravascular hemangioendothelioma. *Ear Nose Throat J* 1998; 77(5):408-410, 415-417.
120. Mendenhall WM, Mancuso AA, Parsons JT, Stringer SP, Cassisi NJ. Diagnostic evaluation of squamous cell carcinoma metastatic to cervical lymph nodes from an unknown head and neck primary site. *Head Neck* 1998; 20(8):739-744.
121. Nathu RM, Mendenhall WM, Parsons JT, Mancuso AA, Carroll RR. Induction chemotherapy and radiation therapy for T4 oropharyngeal carcinoma. *Radiat Oncol Investig* 1999; 7(2):98-105.
122. Mancuso AA, Mukherji SK, Schmalfuss I, Mendenhall W, Parsons J, Pameijer F, Hermans R, Kubilis P. Preradiotherapy computed tomography as a predictor of local control in supraglottic carcinoma. *J Clin Oncol* 1999; 17(2):631-637.

123. Antonelli PJ, Garside JA, Mancuso AA, Stricker ST, Kubilis PS. Computed tomography and the diagnosis of coalescent mastoiditis. *Otolaryngol Head Neck Surg* 1999; 120(3):350-354.
124. Mancuso AA. The "third-best" strategy for treating head and neck cancer. *AJNR* 1999; 20(7):1191-1192.
125. Pameijer FA, Hermans R, Mancuso AA, Mendenhall WM, Parsons JT, Stringer SP, Kubilis PS, van Tinteren H. Pre- and post-radiotherapy computed tomography in laryngeal cancer: imaging-based prediction of local failure. *Int J Radiat Oncol Biol Phys* 1999; 45(2):359-366.
126. Davidson HC, Harnsberger HR, Lemmerling MM, Mancuso AA, White DK, Tong KA, Dahlen RT, Shelton C. MR evaluation of vestibulocochlear anomalies associated with large endolymphatic duct and sac. *AJNR* 1999; 20(8):1435-1441.
127. Cotter CS, Stringer S, Rust KR, Mancuso A. The role of computed tomography scans in evaluating sinus disease in pediatric patients. *Int J Pediatr Otorhinolaryngol* 1999; 50:63-68.
128. Som PM, Curtin HD, Mancuso AA. An imaging-based classification for the cervical nodes designed as an adjunct to recent clinically based nodal classifications. *Arch Otolaryngol Head Neck Surg* 1999; 125(4):388-396.
129. Antonelli PJ, Varela AE, Mancuso AA. Diagnostic yield of high-resolution computed tomography for pediatric sensorineural hearing loss. *Laryngoscope* 1999; 109(10):1642-1647.
130. Belden CJ, Mancuso AA, Schmalfuss IM. CT features of congenital nasal piriform aperture stenosis: initial experience. *Radiology* 1999; 213(2):495-501.
131. Nathu RM, Mancuso AA, Zhu TC, Mendenhall WM. The impact of primary tumor volume on local control for oropharyngeal squamous cell carcinoma treated with radiotherapy. *Head Neck* 2000; 22(1):1-5.
132. Schmalfuss IM, Mancuso AA, Tart RP. Postcricoid region and cervical esophagus: normal appearance at CT and MR imaging. *Radiology* 2000; 214(1):237-246.
133. Som PM, Curtin HD, Mancuso AA. Imaging-based nodal classification for evaluation of neck metastatic adenopathy. *AJR* 2000; 174(3):837-844.
134. Hermans R, Pameijer FA, Mancuso AA, Parsons JT, Mendenhall WM. Laryngeal or hypopharyngeal squamous cell carcinoma: can follow-up CT after definitive radiation therapy be used to detect local failure earlier than clinical examination alone? *Radiology* 2000; 214(3):683-687.
135. Som PM, Curtin HD, Mancuso AA. The new imaging-based classification for describing the location of lymph nodes in the neck with particular regard to cervical lymph nodes in relation to cancer of the larynx. *J Otorhinolaryngol Relat Spec* 2000; 62(4):186-198.
136. Som PM, Curtin HD, Mancuso AA. A criterion for distinguishing level V nodes from clavicular nodes. *Arch Otolaryngol Head Neck Surg* 2000; 126(6):807.
137. Williams LS, Mancuso AA, Mendenhall WM. Perineural spread of cutaneous squamous and basal cell carcinoma: CT and MR detection and its impact on patient management and prognosis. *Int J Radiat Oncol Biol Phys* 2001; 49(4):1061-1069.
138. Lehman DA, Mancuso AA, Antonelli PJ. Radiology forum: quiz case. Diagnosis: rhabdomyosarcoma with perineural intracranial invasion. *Arch Otolaryngol Head Neck Surg* 2001; 127(3):331-332.

139. Mendenhall WM, Mancuso AA, Amdur RJ, Stringer SP, Villaret DB, Cassisi NJ. Squamous cell carcinoma metastatic to the neck from an unknown head and neck primary site. *Am J Otolaryngol* 2001; 22(4):261-267.
140. Levine LM, Bhatti MT, Mancuso AA. Septo-optic dysplasia with olfactory tract and bulb hypoplasia. *J AAPOS* 2001; 5(6):398-399.
141. Sistrom CL, Honeyman JC, Mancuso A, Quisling RG. Managing predefined templates and macros for a departmental speech recognition system using common software. *J Digital Imaging* 2001; 14(3):131-141.
142. Mendenhall WM, Amdur RJ, Williams LS, Mancuso AA, Stringer SP, Price Mendenhall N. Carcinoma of the skin of the head and neck with perineural invasion. *Head Neck* 2002; 24(1):78-83.
143. Schmalfuss IM, Tart RP, Mukherji S, Mancuso AA. Perineural spread along the auriculotemporal nerve. *AJNR* 2002; 23(2):303-311.
144. Ojiri H, Mendenhall WM, Stringer SP, Johnson PL, Mancuso AA. Post-RT CT results as a predictive model for the necessity of planned post-RT neck dissection in patients with cervical metastatic disease from squamous cell carcinoma. *Int J Radiat Oncol Biol Phys* 2002; 52(2): 420-428.
145. Ojiri H, Mendenhall WM, Mancuso AA. CT findings at the primary site of oropharyngeal squamous cell carcinoma within 6-8 weeks after definitive radiotherapy as predictors of primary site control. *Int J Radiat Oncol Biol Phys* 2002; 52(3):748-754.
146. Mendenhall WM, Villaret DB, Amdur RJ, Hinerman RW, Mancuso AA. Planned neck dissection after definitive radiotherapy for squamous cell carcinoma of the head and neck. *Head Neck* 2002; 24(11):1012-1018.
147. Ojiri H, Mancuso AA, Mendenhall WM, Stringer SP. Lymph nodes of patients with regional metastases from head and neck squamous cell carcinoma as a predictor of pathologic outcome: size changes at CT before and after radiation therapy. *AJNR* 2002; 23(10):1627-1631.
148. Pertzborn SL, Reith JD, Mancuso AA, Antonelli PJ. Epineurial pseudocysts of the intratemporal facial nerve. *Otol Neurotol* 2003; 24(3):490-493.
149. Mendenhall WM, Morris CG, Amdur RJ, Hinerman RW, Mancuso AA. Parameters that predict local control after definitive radiotherapy for squamous cell carcinoma of the head and neck. *Head Neck* 2003; 25(7):535-542.
150. Williams LS, Schmalfuss IM, Sistrom CL, Inoue T, Tanaka R, Seoane ER, Mancuso AA. MR imaging of the trigeminal ganglion, nerve, and the perineural vascular plexus: normal appearance and variants with correlation to cadaver specimens. *AJNR* 2003; 24(7):1317-1323.
151. Garcia-Serra A, Hinerman RW, Mendenhall WM, Amdur RJ, Morris CG, Williams LS, Mancuso AA. Carcinoma of the skin with perineural invasion. *Head Neck* 2003; 25(12):1027-1033.
152. Garcia-Serra A, Price Mendenhall N, Hinerman RW, Lynch JW Jr, Braylan RC, Mancuso, AA. Management of neurotropic low-grade B-cell lymphoma: report of two cases. *Head Neck* 2003; 25(11):972-976.
153. Aronsohn MS, Mancuso AA, Antonelli PJ: Extramedullary Hematopoiesis Presenting as a Middle Ear Mass. *Otology and Neurology* 2003; 24: 963-4
154. Mukherji SK, Schmalfuss IM, Castellijn J, Mancuso AA. Clinical applications of tumor volume measurements for predicting outcome in patients with squamous cell carcinoma of the upper aerodigestive tract. *AJNR* 2004; 25(8):1425-1432.

155. Galloway TJ, Morris CG, Mancuso AA, Amdur RJ, Mendenhall WM. Impact of radiographic findings on prognosis for skin carcinoma with clinical perineural invasion. *Cancer* 2005; 103(6):1254-1257.
156. Bhatti MT, Schmalfuss IM, Mancuso AA. Orbital complications of functional endoscopic sinus surgery: MR and CT findings. *Clinical Radiology* 2005; 60:894-904.
157. McFadden MD, Wilmouth JG, Mancuso AA, Antonelli PA. Preoperative computed tomography may fail to detect patients at risk for perilymph gusher. *Ear Nose Throat J.* :2005 48 (2) 108-110
158. Liauw SL, Mancuso AA, Amdur RJ, Morris CG, Villaret DB, Werning JW, Mendenhall WM. Post-radiotherapy neck dissection for lymph node positive head and neck cancer: the use of computed tomography to manage the neck. *Int.J.Radiat.Oncol.Biol.Phys.* 2006; 66 (4): 1017-1021
159. Shefelbine SE, Mancuso AA, Gajewski B, Stringer S, Sedwick JD. Pediatric retropharyngeal lymphadenitis: differentiation from retropharyngeal abscess and treatment implications *Otolaryngol.Head Neck Surg.*: 2007: 136 (2) 182-188.
160. Nair MK, Pettigrew JC Jr, Mancuso AA. Intracranial aneurysm as an incidental finding. *Dentomaxillofac Radiol.* 2007 36(2): 107-12.
161. Dagan R, Morris CG, Bennett JA, Mancuso AA, Amdur RJ, Hinerman RW, Mendenhall WM. Prognostic significance of paraglottic space invasion in T2N0 glottic carcinoma. *Am J Clin Oncol.* 2007 30(2): 186-90.
162. Mendenhall WM, Mancuso AA, Hinerman RW, Malyapa RS, Werning JW, Amdur RJ, Villaret DB. Multidisciplinary management of laryngeal carcinoma. *Int J Radiat Oncol Biol Phys.* 2007 69 (2Suppl): S12-4.
163. Yeung AR, Liauw SL, Amdur RJ, Mancuso AA, Hinerman RW, Morris CG, Villaret DB, Werning JW, Mendenhall WM. Lymph node-positive head and neck cancer treated with definitive radiotherapy: can treatment response determine the extent of neck dissection? *Cancer* 2008 [Epub ahead of print].
164. Eric M. Jaryszak MD, PhD, Nimish A. Patel MD, Morgan Camp MD, Anthony A. Mancuso MD, Patrick J. Antonelli MD Cochlear nerve diameter in normal hearing ears using high-resolution magnetic resonance imaging accepted pending minor revisions *Laryngoscope* March 2009
165. Mark J. Rice, MD, Anthony Mancuso, MD, Charles Gibbs, MD, Timothy E. Morey, MD, Nikolaus Gravenstein, MD, Lori A. Deitte, MD. Cricoid Pressure Does Not and Can Not Occlude the Esophagus; But Sellick's Maneuver Works . *Anesth Analg* 2009 109(5):1546–1552
166. Cianchetti M, Mancuso AA, Amdur RJ, Werning JW, Kirwan J, Morris CG, Mendenhall WM. Diagnostic evaluation of squamous cell carcinoma metastatic to cervical lymph nodes from an unknown head and neck primary site. *Laryngoscope.* 2009 Dec;119(12):2348-54. PubMed PMID: 19718744.
167. Mendenhall WM, Mancuso AA. Radiotherapy for head and neck cancer--is the "next level" down? *Int J Radiat Oncol Biol Phys.* 2009 Mar 1;73(3):645-6. PubMed PMID: 19215816.
168. Christopher J Balamucki, MD; †Anthony A Mancuso, MD; \*Robert J Amdur, MD; \*Jessica M Kirwan MS; \*Christopher G Morris, MS; ±Franklin P Flowers, MD; and \*William M Mendenhall, MD Skin Carcinoma of the Head and Neck with Perineural Invasion-submitted
169. Amdur RJ, Yeung A, Fitzgerald B, Mancuso A, Werning J, Mendenhall WM. Radiotherapy for Juvenile Nasopharyngeal Angiofibroma. *Practical Radiation Oncology, Oncology* (2011) 1, 271-278.

170. **NONREFEREED PUBLICATIONS:****REVIEW ARTICLES/COMMUNICATIONS/CASE REPORTS/BOOK REVIEWS:**

1. Mancuso AA. Computed tomographic scanning of the larynx. West J Med 1979; 130(5):445-446.
2. Rice DH, Mancuso AA, Hanafee WN. Computerized tomography with simultaneous sialography in evaluating parotid tumors. Arch Otolaryngol 1980; 106(8):472-473.
3. Bassett L, Mancuso AA. Computed tomography in orthopedic problems. Epitomes in Radiology. West J Med, 1981.
4. Osborn AG, Hanafee WN, Mancuso AA. Normal and pathologic CT anatomy of the mandible - A pictorial assay. AJR 1982; 139(3):555-559.
5. Mancuso AA. Cervical lymph node metastases: oncologic imaging and diagnosis. Int J Radiat Oncol Biol Phys 1984; 10(3):411-423.
6. Dudley JP, Mancuso AA, Fonkalsrud EW. Arytenoid dislocation and computed tomography. Arch Otolaryngol 1984; 110(7):483-484.
7. Lineaweaver W, Clore F, Mancuso AA, Hill S, Rumpley T. Calcified parathyroid glands detected by computed tomography. J Comput Assist Tomogr 1984; 8(5):975-977.
8. Fitzsimmons JR, Thomas RG, Mancuso AA. Proton imaging with surface coils on a 0.15-T resistive system. Magn Reson Med 1985; 2(2):180-185.
9. Mancuso AA. Medical applications of nuclear magnetic resonance. Florida Research Update. American Cancer Society (Florida Division), 1987.
10. Mancuso AA. Book Review. Cranial and spinal magnetic resonance imaging - An atlas and guide. In: Daniels, Haughton, Naidich (eds.) Magnetic Resonance in Medicine, Raven Press, 1989; 9:296.
11. Mancuso AA. Book Review. Correlative imaging. In: Sandler, Patton, Shaff, Powers, Partain (eds.) Journal of Magnetic Resonance, Williams and Wilkins, 1989; 4:438-440.
12. Mancuso AA. Book Review. Magnetic Resonance Imaging in Multiple Sclerosis. Kesselring, Ormerod et al. (eds.) Thieme, New York, 1989; Magnetic Resonance in Medicine, Academic Press 1990; 16:503-504.
13. Mancuso AA. Book Review. MRI of the spine. Kaiser MC and Ramos L (eds.) Thieme, New York, 1990; Magnetic Resonance in Medicine, Academic Press, 1991; 17:552-553.
14. Mancuso AA. Book Review. MRI of the Brain I and II: Non-Neoplastic Disease (The Raven Teaching File). Bradley WG Jr and Brandt-Zawadski M (eds.) Magnetic Resonance in Medicine, Academic Press, 1991; 20:350.
15. Mancuso AA. Book Review. Magnetic Resonance Imaging. Clinical Principles. Runge V (ed.) Journal of Magnetic Resonance, 1992; 99(3):671-672.
16. Mancuso AA. Book Review. Imaging of Head Trauma. Head and Neck (in press).
17. Invited Editorial Review: The Promise of FDG in Diagnosis and Surveillance of Head and Neck Cancer. Cancer 1994; 74:1193-1195.
18. Mancuso AA. Book Review. Handbook of Head and Neck Imaging. Head and Neck (in press).

19. Stravropoulos SW, Mukherji SK, Mancuso AA. Recurrent parotid adenocarcinoma occurring within the cerebellopontine angle. *AJNR*;1995:1529-1531.
20. Helmberger RC, Stringer SP, Mancuso AA. Rhabdomyoma of the pharyngeal musculature extending into the prestyloid parapharyngeal space. *AJNR* 1996; 17:1115-1118.
21. Helmberger RC, Mancuso AA. Wegener granulomatosis of the eustachian tube and skull base mimicking a malignant tumor. *AJNR* 1996; 17:1785-1790.
22. Helmberger RC, Croker BP, Mancuso AA. Leiomyosarcoma of the larynx presenting as a laryngopyocele. *AJNR* 1996; 17:1112-1114.

**BOOKS:**

1. Mancuso AA, Hanafee WN. *Computed Tomography of the Head and Neck*. Baltimore: Williams and Wilkins, 1982; 1-297.
2. Mancuso AA, Hanafee WN. *Workbook in Head and Neck CT*. Baltimore: Williams and Wilkins, 1984; 1-243.
3. Mancuso AA, Hanafee WN. *Computed Tomography and Magnetic Resonance Imaging of the Head and Neck, 2nd Edition*. Baltimore: Williams and Wilkins, 1985; 1-503.
4. Mancuso AA, with contributions from Dillon W, Harnsberger HR. *Introductory Workbook for CT and MRI of the Head and Neck, 2nd edition*. Baltimore: Williams and Wilkins, 1989; 1-251.
5. Romrell LJ, Mancuso AA, Rarey KE, Mahan PE, Larkin LH, Ross MH. *Sectional Anatomy of the Head and Neck with Correlative Pathology*. Philadelphia: Lee and Febiger, 1994; 1-214. Also German translation published by Kholhammer Stuggart, 1994.
6. Mancuso AA, Ojiri H, Quisling RG. *Head and Neck Imaging: A Teaching File*. Baltimore: Williams and Wilkins, 2002.
7. Mancuso AA, Hanafee WN (in memoriam). *Head and Neck Radiology. Volumes I and II (chapters 44-223 in print 2264 pages) another volume (chapters 1-43 on line only)* Lippincott & Williams and Wilkins, 2011
8. Mancuso AA, Bidari,s. *Head and Neck Imaging: A Teaching File. 2<sup>nd</sup> edition*. Philadelphia: Lippincott Williams and Wilkins, 2012. 1-374

**CHAPTERS:**

1. Mancuso AA. General abdomen: Peritoneal cavity, bowel and mesentery, abdominal wall. In: Sarti DA, Sample WF (eds.) *Diagnostic Ultrasound: Text and Cases (Chapter 8)*. Boston: G. K. Hall Co. 1979; 412-423.
2. Mancuso AA. Computed tomography in the diagnosis and evaluation of primary head and neck cancer. In: Steckel and Kagan (eds.) *Cancer Diagnosis: New Concepts and Techniques*. Grune and Stratton, Inc., 1982.

3. Hanson D, Mancuso AA. Trauma of the respiratory tract-larynx and trachea. In: Greebaum EI (ed.) Radiology of the Emergency Patient - An Atlas Approach. New York: John Wiley and Sons, Inc., 1982.
4. Mancuso AA. Computed body tomography. In: Wilson and Hanafee (eds.) Current Radiology, Vol. 4. Wiley Medical, 1983.
5. Mancuso AA. The larynx and hypopharynx. In: Haaga and Alfidi (eds.) Computed Tomography of the Whole Body. St. Louis: C. V. Mosby, 1983.
6. Mancuso AA. The upper aerodigestive tract (nasopharynx, oropharynx and floor of the mouth). In: Bergeron, Som, Osborn (eds.) Head and Neck Imaging Excluding the Brain. St. Louis: C. V. Mosby, 1984.
7. Mancuso AA. The neck in computed tomography of the body. In: Moss, Gamsu, Gerant (eds.) W. B. Saunders, 1984.
8. Mancuso AA. Oncologic Imaging. In: Bragg DG, Rubin P, Youker J (eds.) Pergammon Press, Inc., 1985.
  - Chapters
    - 4: Cervical metastatic disease
    - 5: The upper aerodigestive tract (paranasal sinuses), nasopharynx, oropharynx and laryngopharynx)
    - 6: Major salivary gland
    - 7: Thyroid gland
9. Mancuso AA. General abdomen (Chapter 10). In: Sarti D (ed.) Diagnostic Ultrasound: Text and Cases, 2nd Edition. Chicago: Year Book Medical Publishers, 1986.
10. Mancuso AA. The larynx and hypopharynx. In: Haaga, Alfidi (eds.) Computed Tomography of the Whole Body. St. Louis: C. V. Mosby, 1987.
11. Dillon W, Mancuso AA. In: Newton, Potts (eds.) Nasopharynx and oropharynx. In: Newton, Potts (eds.) Modern Neuroradiology, Vol. III, 1987.
12. Mancuso AA. Evaluation and staging of laryngeal cancer by computed tomography and MRI. In: Silver CE (ed.) Recent Advances in the Management of Laryngeal Cancer. New York: Thieme Medical Publishing, Inc., 1991.
13. Mendenhall WM, Million RR, Parsons JT, Mancuso AA. Cancer of the larynx. In: Perez CA, Brady LW (eds.) Principles and Practice of Radiation Oncology. Philadelphia: J. B. Lippincott, 1992.
14. Dillon WP, Mancuso AA. The neck. In: Moss, Gamsu, Genant (eds.) Computed Tomography of the Body. Second Edition. W. B. Saunders, 1992.
15. Mendenhall WM, Parson JT, Mancuso AA, et al. Carcinoma of the head and neck: management of the neck. In: Perez CA, Brady SW (eds.) Principles and Practice of Radiation Oncology. Philadelphia: J. B. Lippincott, 1992.
16. Mancuso AA. Diagnostic imaging (temporal bone and CPA and head and neck). In: Meyerhoff WL, Rice DH (eds.) Otolaryngology - Head and Neck Surgery. W. B. Saunders, 1992.



17. In: Million RR, Cassisi NJ (eds.) Management of Head and Neck Cancer. Philadelphia: J. B. Lippincott, 1994:
  - a. Associate Editor and Sole author: Chapter 4;Diagnostic Imaging
  - b. Associate Editor and Co-author:
    - Chapter 6: Neck
    - Chapter 15: Unknown Primary
    - Chapter 16: Oral Cavity
    - Chapter 17: Oropharynx
    - Chapter 18: Larynx
    - Chapter 20: Hypopharynx
    - Chapter 21: Cervical Esophagus
    - Chapter 22: Nose and Paranasal Sinuses
    - Chapter 23: Nasopharynx
    - Chapter 24: Juvenile Angiofibroma
    - Chapter 25: Skin
    - Chapter 29: Temporal Bone
    - Chapter 30: Chemodectomas
    - Chapter 31: Thyroid
    - Chapter 33: Adult Mesenchymal Tumors
18. Horiot JC, Mancuso AA. Tumors of the Oropharynx (Chapter 6.8) Oxford Textbook of Oncology. Oxford University Press, London 1995.
19. Mancuso AA. Diagnostic Imaging (Chapter 7) In: Weber RS, Miller M, Goepfert H. (eds.) Basal and Squamous Cell Skin Cancers of the Head and Neck. Philadelphia: Lee and Febiger, 1995.
20. Larson SG, Mancuso AA. Head and Neck. In: Petterson Holger (ed.) Nicer Centennial Book 1995 - A Global Textbook of Radiology 1995.
21. Janecka IP, Kapadia S, Mancuso A, Prasad S, Moffat DA, Pribaz J. Surgical management temporal bone cancer. In: Harrison L, Sessions R (eds.) Lippincott-Raven, 1997.
22. Schmalfuss IM, Mancuso AA. Diagnostic Imaging. In: Shah, JT (ed.) Essentials of Head and Neck Oncology. New York: Thieme, 1998.
23. Schmalfuss IM, Mancuso AA. Head and Neck in Helical (Spiral) Computed Tomography: A Practical Approach to Clinical Protocols. In: Silverman P (ed.) Philadelphia: Lippincott-Raven Publishers, 1998.
24. MENDENHALL WM, MANCUSO, AA; AMDUR RJ, M.D: MANAGEMENT OF THE NECK INCLUDING UNKNOWN PRIMARY TUMOR JOHN W. WERNING, M.D. IN: PRINCIPLES AND PRACTICE OF RADIATION ONCOLOGY (2005)
25. Mendenhall WM MD, Mancuso AA, Kirwan J, Werning JW, Flowers FP: Skin Carcinoma, IN: PRINCIPLES AND PRACTICE OF RADIATION ONCOLOGY (2005)

**ARTICLES SELECTED FOR ABSTRACTING, PROCEEDINGS:**

1. Mancuso AA, Hanafée WN, Winter J, Ward P. A comparison of computed tomography and conventional pluridirectional tomography in the evaluation of paranasal sinus pathology. *J Comput Assist Tomogr* 1978; 2.
2. Mancuso AA, Hanfee WN, Calcaterra T. CT scanning of the larynx. *J Comput Assist Tomogr* 1978; 2:522.
3. Bein ME, Mancuso AA, Mink JH, Hansen GC. Computed tomography in the evaluation of mediastinal lipomatosis. *J Comput Assist Tomogr* 1978; 2.
4. Mancuso AA, Bohman L, Hanafée WN, Maxwell, Ward BH. Nasopharynx - Normal variations of normal and pathological correlations. *AJR* 1979; 133(2):345.
5. Mancuso AA, Hanafée WN, Ward PH, Calcaterra T. Correlated CT anatomy and pathology of the larynx. *AJR* 1979; 133(2):345.
6. Mancuso AA. In: Moss A, Goldberg H (eds.) *Pediatric ultrasound: Four common clinical problems. Computed tomography, ultrasound and x-ray: An integrated approach.* UCSF, Department of Radiology Postgraduate Education Division, 1980.
7. Mancuso AA. In: Moss A, Goldberg H (eds.) *Ultrasound of the neck. Computed tomography, ultrasound and x-ray: An integrated approach.* UCSF, Department of Radiology Postgraduate Education Division, 1980.
8. Rice D, Mancuso AA, Hanafée WN. Computed tomography with simultaneous contrast sialography, epitomes of progress - Otolaryngology. *West J Med* 1981; 133(4):321-322.
9. Mancuso AA. Cervical lymph node cancer. *OR Digest* 1981; 13-14.
10. Mancuso AA, Hanafée WN. Elusive head and neck carcinoma beneath intact mucosa. *OR Digest* 1984; 13-14.
11. Mancuso AA, Harnsberger HR, Mauaki AS, et al. Computed tomography of cervical and retropharyngeal lymph nodes: Normal anatomy, variants of normal and applications in staging head and neck cancer. Parts I and II. *Radiology* 1983; 148:709-723. Abstract in *Year Book of Diagnostic Radiology*, Kieffer SA (ed.).
12. Mancuso AA, Virapongse C, Quisling RG. Early clinical experience with Gd-DTPA enhanced MRI in acute cerebral infarction and chronic ischemic changes. In: *Excerpta Medica, Contrast Agents in Magnetic Resonance Imaging.* Elsevier Science, 1986.
13. Mancuso AA. Impact of CT and MRI on the diagnosis of head and neck cancer. *Excerpta Medica, Proceedings of VI European Congress of Radiology.* Elsevier Science, 1987.
14. Tart RP, Mancuso AA, et al. Facial lymph nodes: Normal and abnormal CT appearance. *Radiology* 1993; 188:695-700. *Year Book of Neuroradiology* 1995; (in press)
15. Mukherji SK, Mancuso AA, et al. Irradiated paragangliomas of the head and neck: CT and MR appearance. *AJNR* 1994; 15:357-363. *Year Book of Neuroradiology* 1995 (in press)

## **PRESENTATIONS AT SCIENTIFIC MEETINGS**

1. Mancuso AA, Calcaterra TC, Hanafée WN. The role of CT scanning in the management of cancer of the larynx. Scientific Assembly and Annual Meeting of the Radiological Society of North America, Chicago, Illinois, November 1976.
2. Mancuso AA. CT scanning of the larynx and nasopharynx. The Eleventh Annual Conference on Radiology in Otolaryngology and Ophthalmology. American Otolaryngologic Association, Los Angeles, California, May 21-23, 1977.
3. Mancuso AA. CT screening of the paranasal sinuses. Western Neuroradiologic Society, Palm Springs, California, October 7-9, 1977.
4. Participation in a panel on "Adult Head and Neck Problems" by invitation of Paul Ward, M.D., Chief of the Department of Head and Neck Ophthalmology and Otolaryngology. American Otolaryngologic Association, Los Angeles, California, January 23, 26, 1978.
5. Mancuso AA, Hanafée WN. CT scanning of the larynx. International Symposium on Computed Tomography. Harvard University, Miami, Florida, March 19-24, 1978.
6. Mancuso AA, Hanafée WN. A comparison of CT scanning and pluridirectional tomography in the evaluation of paranasal sinus pathology. International Symposium on Computed Tomography. Harvard University, Miami, Florida, March 19-24, 1978.
7. Mancuso AA, Hanafée WN. A comparison of computed tomography and laryngography in the evaluation of laryngeal pathology. Scientific Assembly and Annual Meeting of the Radiological Society of North America, Chicago, Illinois, November 30, 1978.
8. Mancuso AA, Rice D, Hanafée WN. CT scanning of the parotid gland during contrast sialography. Computed tomography: International Symposium and Course. Harvard University, Las Vegas, Nevada, April 1979.
9. Mancuso AA, Hanafée WN, Ward P. Comparison of CT scanning and laryngography in laryngeal cancer. Computed tomography: International Symposium and Course. Harvard University, Las Vegas, Nevada, April 1979.
10. Featured speaker by invitation: Computed tomography of the larynx; CT of the paranasal sinuses and nasopharynx. Western Society of Neuroradiology, Carmel, California, October 5-7, 1979.
11. Mancuso AA, Bohman LG, Hanafée WN, Maxell DS. CT of the nasopharynx: Normal and variants of normal. Scientific Assembly and Annual Meeting of the Radiological Society of North America, Atlanta, Georgia, November 1979.
12. Mancuso AA. New techniques in otolaryngologic diagnosis. Pacific Coast Otolaryngologic Society, San Diego, California, May, 1980.
13. Mancuso AA, Maceri D, Rice D, Hanafée WN. CT diagnosis of cervical lymph node cancer. Western Neuroradiologic Society, San Diego, California, October 1980.
14. Stone D, Mancuso AA, Rice D, Hanafée WN. CT parotid sialography. Western Neuroradiologic Society, San Diego, California, October 1980.
15. By invitation: One of five panelists of Oncodiagnosis Symposium. Scientific Assembly and Annual Meeting of the Radiological Society of North America, Dallas, Texas, November 1980.

16. By invitation: Workshop on CT of the larynx, nasopharynx, parapharyngeal space, paranasal sinuses, salivary glands. Los Angeles Radiological Society Mid-Winter Conference, Los Angeles, California, January 1981.
17. Radiological Society of North America Refresher Course: Computed tomography of the head and neck. Scientific Assembly and Annual Meeting of the Radiological Society of North America, Chicago, Illinois, November 1981.
18. Radiological Society of North America Categorical Course : Radiation therapy, head and neck cancer imaging. Scientific Assembly and Annual Meeting of the Radiological Society of North America, Chicago, Illinois, November 1981.
19. Radiological Society of North America Refresher Course: Computed tomography of the upper aerodigestive tract and neck. Scientific Assembly and Annual Meeting of the Radiological Society of North America, Chicago, Illinois, December 1982.
20. Mancuso AA. CT of the larynx tumor and trauma. American Society of Head and Neck Radiology Postgraduate Course, Los Angeles, California, May 1981.
21. Mancuso AA. Ultrasound, CT and NMR in head and neck disease and radiology of the sinuses. International Congress and Postgraduate Course on Radiology in Otolaryngology, Paris, France, June 1982.
22. Mancuso AA. CT of cervical and retropharyngeal lymph nodes: Normal, variations of normal and applications in staging head and neck cancer. Scientific Assembly and Annual Meeting of the Radiological Society of North America, Chicago, Illinois, December 1982.
23. Mancuso AA. The CT evaluation of recurrent and residual cancer of the upper aerodigestive tract and neck. Scientific Assembly and Annual Meeting of the Radiological Society of North America, Chicago, Illinois, December 1982.
24. Mancuso AA. The CT-clinical approach to patients with symptoms related to cranial nerves V, VII, IX-XII and cervical sympathetics. American Society of Head and Neck Radiology Meeting and Postgraduate Course, Boston, Massachusetts, May 1983.
25. Radiological Society of North America Refresher Course: Computed tomography of the pharynx, larynx and neck. Scientific Assembly and Annual Meeting of the Radiological Society of North America, Chicago, Illinois, November 1983.
26. A CT-clinical approach to patients with symptoms related to cranial nerves V, VII, IX-XII and cervical sympathetics. Scientific Assembly and Annual Meeting of the Radiological Society of North America, Chicago, Illinois, November 1983.
27. By invitation of the American College of Surgery, Otolaryngology Interdisciplinary Panel Discussion. 69th Clinical Congress of the American College of Surgeons, Atlanta, Georgia, 1983.
28. Mancuso AA. MRI of the upper pharynx and neck: Variations of normal and possible applications in detecting and staging malignant tumors. Society of Magnetic Resonance in Medicine, New York, August 1974.
29. Radiological Society of North America Refresher Course: MRI and CT of the pharynx. Scientific Assembly and Annual Meeting of the Radiological Society of North America, Washington, D. C., November 1984.
30. Mancuso AA. MRI of the upper pharynx and neck: Variations of normal and possible applications in detecting and staging malignant tumors. Part I - Normal variations. Scientific Assembly and Annual Meeting of the Radiological Society of North America, Washington, D. C., November 1984.

31. Mancuso AA. MRI of the upper pharynx and neck: Variations of normal and possible applications in detecting and staging malignant tumors. Part II - Pathology. Scientific Assembly and Annual Meeting of the Radiological Society of North America, Washington, D. C., November 1984.
32. Radiological Society of North America Refresher Course: MRI and CT of the pharynx. Scientific Assembly and Annual Meeting of the Radiological Society of North America, Chicago, Illinois, November 1985.
33. Mancuso AA. High performance receiver coils for imaging the head and neck and 0.15 T: Clinical experience with thin section studies. Scientific Assembly and Annual Meeting of the Radiological Society of North America, Chicago, Illinois, 1985.
34. Mancuso AA. 1. CT and MRI of facial nerve disorders. 2. Imaging of the thyroid and parathyroids. 3. CT and MRI of the pharynx. Annual Meeting of the American Society of Head and Neck Radiology, Seattle, Washington, May 1986.
35. Invited speaker/panelist: Management of parotid tumors. American College of Surgeons Clinical Congress, New Orleans, Louisiana, November 1986.
36. Invited speaker/panelist: Magnetic resonance imaging seminar. Los Angeles Radiologic Society, Los Angeles, California, November 1986.
37. Radiological Society of North America Refresher Course: MRI and CT of the pharynx. Scientific Assembly and Annual Meeting of the Radiological Society of North America, Chicago, Illinois, November 1986.
38. Invited guest: Radiological Society of North America sponsored lecturer for VI European Congress of Radiology, Lisbon, Portugal, June 1987.
  - a. Keynote lecture: Impact of CT and MRI in the diagnosis of head and neck cancer.
  - b. Refresher Course: Cervical lymph node metastases - oncologic imaging and diagnosis.
39. Invited guest: European Society for Therapeutic Radiology and Oncology: Practical planning problems in radiotherapy of head and neck cancer, Lisbon, Portugal, May 1987.
40. Radiological Society of North America Refresher Course: MRI and CT of the pharynx. Scientific Assembly and Annual Meeting of the Radiological Society of North America, Chicago, Illinois, December 1987.
41. Radiological Society of North America Refresher Course: Oncodiagnostic Panel. Scientific Assembly and Annual Meeting of the Radiological Society of North America, Chicago, Illinois, December 1987.
42. Scientific Committee and Faculty: XI International Congress of Head and Neck Radiology. European Society of Head and Neck Radiology, Uppsala, Sweden, June 6-11, 1988.
43. Invited speaker: Second International Conference on Head and Neck Cancer. American Society for Head and Neck Surgery Sponsor, Boston, Massachusetts, August 1988.
44. Invited panelist: Cervical metastasis in aerodigestive cancer. American Academy of Otolaryngology and Head and Neck Surgery, Washington, D. C., September 1988.
45. Radiological Society of North America Refresher Course: MRI and CT of the pharynx and floor of the mouth. Scientific Assembly and Annual Meeting of the RSNA, Chicago, Illinois, 1988.
46. Invited lecturer and panelist: The impact of new imaging technique on cancer staging and curability. International Congress of Radiation Oncology. Paris, France, July 1989.

47. Invited lecturer, panelist, moderator: 17th International Congress of Radiology. Paris, France, July 1989.
48. Invited lecturer, panelist: American College of Surgeons Clinical Congress Postgraduate Course: Otorhinolaryngology: Carcinoma of the tongue. Atlanta, Georgia, October 1989.
49. Radiological Society of North America Refresher Course: CT and MRI of the pharynx and floor of the mouth. Also Moderator of Scientific Session, Chicago, Illinois, 1989.
50. Magnetic Resonance Imaging 1990: National Symposium: MRI of lower cranial nerves; MR and CT of the temporal bone; MR and CT of the paranasal sinuses, Las Vegas, Nevada, April 1990.
51. American Society of Head and Neck Radiology: Special Focus Session - Cases and controversies in head and neck cancer, New Orleans, Louisiana, May 1990.
52. Invited lecturer (four lectures): The Royal Australian College of Radiologists Annual Meeting, Perth, Western Australia, October 1990.
53. Radiological Society of North America, Chicago, Illinois, December 1990:
  - a. Refresher course: CT and MRI of the pharynx and floor of the mouth
  - b. Moderator: Scientific session
  - c. Scientific presentation: Barreda R, Mancuso AA, Stringer S. Suppurative retropharyngeal lymphadenitis: A medical or surgical disease?
54. American Society of Head and Neck Radiology, Boston, Massachusetts, April 3-6, 1991:
  - a. Paper: CT of submucosal laryngeal masses.
  - b. Lectures: Imaging of major salivary glands and normal anatomy of deep spaces of the face and suprahyoid neck.
55. Invited Panelist on New Advances in Head and Neck Imaging. American Society of Neuroradiology, Washington D. C., June 1991.
56. Radiologic Society of North America, Chicago, Illinois, December 1991.
  - a. Moderator: Scientific session
  - b. Refresher course: Imaging of the larynx and hypopharynx
  - c. Scientific presentation: CT of submucosal laryngeal masses
57. American Society of Head and Neck Radiology: Imaging of the thyroid and parathyroids, Chicago, Illinois, April 22-26, 1992.
58. Invited Panelist on Cancer of the Paranasal Sinuses. Third International Conference on Head and Neck Cancer, San Francisco, California, August 1992.
59. Radiologic Society of North America, Chicago, 1992.
  - a. Moderator: Scientific session
  - b. Refresher Course: Imaging of the larynx and hypopharynx
  - c. Scientific presentations: Coauthored three papers presented by Tart RP and Mukherji SK.
60. American Society of Head and Neck Radiology/American Society of Neuroradiology Course and Meeting: Imaging of the oral cavity and oropharynx, Vancouver, May 1993.
61. Radiologic Society of North America, Chicago, 1993
  - a. Refresher Course: Imaging of the larynx and hypopharynx
  - b. Scientific presentations: Coauthored five papers, presented by Mukherji SK
62. Invited Speaker and Panelist: Second World Congress on Laryngeal Cancer, Sydney, Australia, February 21-24, 1994.
  - a. Workshop on imaging advances
  - b. Salvage treatment for early glottic failure (Panelist)

- c. Favorable supraglottic cancer (Panelist)
  - d. Pyriform sinus cancer (Panelist)
63. American Society of Neuroradiology, Nashville, TN, May 1994. Core Curriculum Course in Neuroradiology: Suprahyoid neck diseases
  64. International Congress of Head and Neck Radiology, Washington, DC, June 15-19, 1994.
    - a. Imaging of airway and speech disorders (Invited Speaker)
    - b. Moderator/Panelist: Special focus session on controversies of modern nodal imaging alternatives
    - c. Paper: The value of pretreatment CT as a predictor of outcome and supraglottic carcinoma treated with RT alone
  65. Radiologic Society of North America, Chicago, 1994.  
Refresher Course: Imaging of the larynx and pharynx.
  66. American Society of Head and Neck Radiology, Pittsburgh, May 1995  
Speaker and Moderator of a panel on "Diseases of the Larynx and Pharynx."
  67. Radiologic Society of North America, Chicago, December 1995.  
Refresher Course: Imaging of the larynx and Pharynx.
  68. American Society of Head and Neck Radiology, Los Angeles April 1996. Invited Lecture: Imaging of Lymph Nodes.
  69. International Conference on Head and Neck Cancer. Toronto, July 28 to August 1, 1996. Invited Keynote Speaker: Imaging Techniques Now and in the 21st Century
  70. Radiologic Society of North America, Chicago, December 1996. Update Course in Head and Neck Imaging: Imaging of the Major Salivary Glands.
  71. American Society of Head and Neck Radiology, Toronto, May 1996  
Unknown Case Panelist; Lecture on Volume Acquisition CT Techniques
  72. Radiologic Society of North America, Chicago, December 1997  
Update Course in Head and Neck Imaging.
  73. American Society of Head and Neck Radiology, Phoenix, April 1997  
Imaging of Recurrent Head and Neck Cancer
  74. Symposium Neurodiagnosticum, Philadelphia, May 1998  
Program Committee, Focused Panel Coordinator, Presentation-Post treatment evaluation of Head and Neck Cancer: When is it cancer and when is it not?
  75. Combined ASNR/American Society of Head and Neck Radiology Meeting, San Diego, April 1999  
Imaging of Head and Neck Cancer
  76. Radiologic Society of North America, Chicago, 1998  
Update Course in head and Neck Imaging.
  77. Radiologic Society of North America, Chicago, 1999  
Course in Advanced Topics in Head and Neck Cancer
  78. Radiologic Society of North America, Chicago, 2000  
Course in Advanced Topics in Head and Neck Cancer

79. Combined ASNR/American Society of Head and Neck Radiology Meeting, Boston, MA, April 2001
  - a. CT Findings at the Primary Site of Oropharyngeal Squamous Cell Carcinoma about 6 Weeks Following Definitive Radiotherapy as Predictors of Primary Site Control
  - b. Post-RT CT Results as a Predictive Model for Establishing the Necessity of Planned Post-RT Neck Dissection in Patients with Cervical Metastatic Disease from Squamous Cell Carcinoma
80. American Society of Head and Neck Radiology Meeting, Cleveland OH, September 2002, Cervical Metastatic Disease Imaging.
81. American Society of Clinical Oncology, New Orleans, LA, June 4-8, 2004  
Invited speaker and panelist: "Emerging Approaches in Head and Neck Cancer Management."
82. American Academy of Orofacial Pain – Invited Speaker: Responsibility of Clinicians and Diagnostic Radiologists in the Effective Use of Imaging In Patients with Facial Pain- Las Vegas April 2006
83. American Society Of Head and Neck Radiology -Gold Medalist Oration- Invited Speaker-Avoiding False Negative CT and MR Interpretations: Proven Methods to Avoid Missing Critical, Subtle Findings on Imaging Studies of the Head and Neck Phoenix, AZ October 2006



## **SCIENTIFIC EXHIBITS**

- Mancuso AA, Hanafee WN, Ward P. Correlated CT anatomy and pathology of the larynx. Scientific Assembly and Annual Meeting of the Radiological Society of North America, Chicago, Illinois, 1978 (summa cum laude).
- Mancuso AA, Hanafee WN, Ward P. Correlated CT anatomy and pathology of the larynx. Annual Meeting of the American Roentgen Ray Society, Toronto, 1979 (special merit award).
- Mancuso AA, Bohman L, Hanafee WN, Ward P. CT of the nasopharynx: Normal variations of normal and pathological correlations. Annual Meeting of the American Roentgen Ray Society, Toronto, 1979 (special merit award).
- Mancuso AA, Bohman L, Hanafee WN, Ward P. CT of the nasopharynx: Normal variations of normal and pathological correlations. Scientific Assembly and Annual Meeting of the Radiological Society of North America, Atlanta, Georgia, 1979.
- Hanafee WN, Mancuso AA, Winter J, Jenkins H, Bergstrom JF. Edge enhancement CT scanning in inflammatory lesions of the middle ear. Scientific Assembly and Annual Meeting of the Radiological Society of North America, Atlanta, Georgia, 1979.
- Ward P, Mancuso AA, Hanafee WN, Berci G. Evaluation of computerized tomography, cinelaryngoscopy and laryngography in determining the extent of laryngeal disease. American Academy of Otorhinolaryngologists. Dallas, Texas, October 8-12, 1979.
- Hanafee WN, Mancuso AA, Bentson JR, Jenkins H, Winter J. Edge enhancement CT scanning of the temporal bone. American Society of Neuroradiology Meeting, Spring, 1980 (summa cum laude).
- Stone D, Mancuso AA, Rice D, Hanafee WN. CT parotid, sialography. Radiological Society of North America, Dallas, November 1980.
- Akins EW, Hill JA, Mancuso AA, et al. Assessment of left ventricular wall thickness in patients with chronic myocardial infarction by MRI. Scientific Assembly and Annual Meeting of the Radiological Society of North America, Chicago, Illinois, November 1986.
- Yancey JM, Kaude JV, Ackerman N, Googe RE, Mancuso AA, Love IL. Gd-DTPA enhancement of experimental kidney and soft tissue carcinoma. Scientific Assembly and Annual Meeting of the Radiological Society of North America, Chicago, Illinois, 1986.
- Zedvinskis DP, Benson MT, Kerr HH, Cacciarelli AA, Madrazzo B, Mancuso AA. Congenital anomalies: The cervical lymphatic system - Embryologic and pathologic anatomy. Scientific Assembly and Annual Meeting of the Radiological Society of North America, December 1990.
- Dalen K, Benson MT, Kerr HH, Cacciarelli AA, Mancuso AA. Congenital anomalies of the branchial apparatus: Embryologic and pathologic anatomy. Scientific Assembly and Annual Meeting of the Radiological Society of North America, December 1990.
- Sims HM, de Vries EJ, Mancuso AA. Type IV second branchial cleft cysts. Presented at the 95th Annual Meeting of the American Academy of Otolaryngology/Head and Neck Surgery, Kansas City, Missouri, September 22-26, 1991.
- Stiles WA, de Vries EJ, Mancuso AA. Castleman's disease in a retropharyngeal mass. Presented at the 95th Annual Meeting of the American Academy of Otolaryngology/Head and Neck Surgery, Kansas City, Missouri, September 22-26, 1991.

- de Vries EJ, Mancuso AA. Masticator space neurofibroma. Presented at the 95th Annual Meeting of the American Academy of Otolaryngology/Head and Neck Surgery, Kansas City, Missouri, September 22-26, 1991.
- Trimas SJ, de Vries EJ, Mancuso AA, Cassisi NJ. Avascular carotid body tumor. Presented at the 95th Annual Meeting of the American Academy of Otolaryngology/Head and Neck Surgery, Kansas City, Missouri, September 22-26, 1991.
- Slattery WH, de Vries EJ, Mancuso AA. Actinomycosis osteomyelitis of the skull base. Presented at the 95th Annual Meeting of the American Academy of Otolaryngology/Head and Neck Surgery, Kansas City, Missouri, September 22-26, 1991.
- Tart RP, Mukherji S, Mancuso AA. Morphologic characteristics useful in guiding the work-up of infiltrative diseases of the head and neck. Presented at the Scientific Assembly and Annual Meeting of the Radiological Society of North America, Chicago, Illinois, December 1991. (Certificate of merit)
- Tart RP, Mukherji SK, Stringer S, Mancuso AA. CT of normal and abnormal facial lymph nodes. Presented at the Scientific Assembly and Annual Meeting of the Radiological Society of North America, Chicago, Illinois, December 1992. (Certificate of merit)
- Tart RP, Kotzur IM, Mancuso AA, et al. MRI of retropharyngeal lymph nodes: Variations of normal anatomy. Presented at the Scientific Assembly and Annual Meeting of the Radiological Society of North America, Chicago, Illinois, December 1993.
- Tart RP, Kotzur IM, Mancuso AA, et al. CT of the buccal space: Normal anatomy and review of pathology presenting as buccal space masses. Presented at the Scientific Assembly and Annual Meeting of the Radiological Society of North America, Chicago, Illinois, December 1993.
- Mukherji SK, Kotzur IM, Mancuso AA, et al. Radiographic appearance of the irradiated larynx and hypopharynx by CT: Expected changes versus recurrent tumor. Presented at the Scientific Assembly and Annual Meeting of the Radiological Society of North America, Chicago, Illinois, December 1993. (Cum Laude Certificate)
- Mukherji SK, Mancuso AA, et al. Can pretreatment CT predict local control in T2 glottic carcinoma treated with radiation therapy alone? International Congress of Head and Neck Radiology, Washington, DC, June 15-19, 1994. (Winner, Resident's Award)



Atlanta Medical Center  
303 Parkway Drive NE  
Atlanta, GA 30312

Name: BARNETT, JENNIFER  
MRN: 005270278  
ACCT: 019137496

Afolake O. Mobolaji, MD  
ADM: 02/04/2013

History and Physical

-----

CHIEF COMPLAINT: Altered mental status.

HISTORY OF PRESENT ILLNESS: This is a 28-year-old Caucasian female who was brought from the airport secondary to altered mental status. Patient flew from New York tonight with 2 children. Prior to boarding the plane, patient called her husband and stated that she felt dizzy and was not feeling good prior to boarding the plane and in New York. Her husband told her to rest in the plane and he will be waiting for her at the airport here in Atlanta. On arrival to the airport, patient fainted and the air hostess called the husband and patient was brought here by the EMS. On arrival, patient has altered mental status and unresponsive to verbal stimuli. Patient had what looked like seizure activity with posturing. No other HPT elicited due to patient's level of consciousness. History told by husband.

PAST MEDICAL HISTORY: Postpartum depression, was on Paxil which she has not taken over a year.

PAST SURGICAL HISTORY: None.

SOCIAL HISTORY: Patient is married, lives with her husband and has 2 children. Husband denies tobacco use, denies drug use, but admits to occasional social alcohol intake only.

FAMILY HISTORY: Unknown.

CURRENT MEDICATIONS: None. Patient was on Paxil. She has been off this medication for over a year. No other medications taken.

ALLERGIES: No known drug allergies.

REVIEW OF SYSTEMS: Unable to obtain at this time.

PHYSICAL EXAMINATION:

GENERAL: A 28-year-old Caucasian female, obtunded, very diaphoretic and with posturing, but in no respiratory distress.

SKIN: Warm and diaphoretic.

HEAD: Normocephalic, atraumatic.

EYES: Pupils are equal. They are round and reactive to light.

NOSE: Symmetrical. No drainage noted.

MOUTH AND THROAT: Unable to examine the mouth. Patient has mouth clenched, teeth clenched, unable to visualize the oral mucosa and pharynx.

NECK: Supple. Trachea is midline.

CARDIAC: S1, S2. Tachycardic.

LUNGS: Decreased breath sounds. No wheezes or rhonchi, however.

ABDOMEN: Soft. Bowel sounds are positive.

Work Type: History and Physical  
T001

Work Type Code: HYP  
Page: 1

PRINTED BY: LATONYAGREEN  
DATE: 04/04/2013



Atlanta Medical Center  
303 Parkway Drive NE  
Atlanta, GA 30312

Name: BARNETT, JENNIFER  
MRN: 005270278  
ACCT: 019137496

Afolake O. Mobolaji, MD  
ADM: 02/04/2013

History and Physical

---

EXTREMITIES: Show no edema. Patient has posturing with muscle rigidity.  
NEUROLOGIC: Patient is obtunded.

LABORATORY DATA: WBC of 20.5, hemoglobin of 14.6, hematocrit of 42.7, platelets of 381. On BMP, sodium is 140, potassium 3.9, chloride of 102, bicarb of 20, BUN of 10, creatinine of 0.76, glucose of 139. Liver Enzymes: AST is normal at 25, ALT 41. Urine drug screen is positive for barbiturates only. Urine pregnancy test is negative. Urinalysis is negative. CK of 80. PT of 10.6, PTT of 26.1, INR of 0.92. Lipase is normal at 17. Acetaminophen level is 0.0. Salicylate level is 0.4. ETOH level is 0.000. TSH is normal at 1.04. Chest x-ray shows normal x-ray examination of the chest. CT of the head, impression: Normal unenhanced CT of the brain.

ASSESSMENT AND PLAN: This is a 28-year-old Caucasian female who was brought in from the airport to the Emergency Room after patient passed out on arrival to Atlanta for etiology unclear.

1. Altered mental status of unclear etiology. Patient's urine drug screen positive for barbiturates, rule out drug overdose versus accidental poisoning.

Patient is currently monitored here in the Emergency Room. Emergency Room physician gave Narcan, Ativan and Cogentin due to patient's posturing and muscle rigidity to rule out other etiology of mental status changes. Patient did not respond to any of the antidote.

2. Patient has been admitted to the intensive care unit at this time. Poison control has been called, and their recommendation is to monitor patient on tele and also to draw barbiturate plasma concentration, also to check patient's iron level, possibly not a barbiturate overdose. Also, we will continue to check patient's CK level and also start on IV fluids for hydration.

3. Leukocytosis with negative urinalysis, negative chest x-ray, so it is possible physiologic. We will monitor very closely.

4. Hyperglycemia. Also, etiology is unclear. We will monitor closely and check Alc.

5. Elevated liver enzymes. This is possibly secondary to the drug overdose; however, we will repeat CMP in morning and if needed, we will do a right upper quadrant ultrasound.

6. Tachycardia, secondary to drug overdose of unclear etiology. Patient currently is in sinus tachycardia. This will be closely monitored. If needed, we will initiate beta-blocker for heart rate control. Patient's airway is patent at this time, not in need of any airway protection. We will get an ABG for further evaluation. We will monitor very closely in the intensive care unit. We will also get neurology consultation to rule out seizures. Patient came in with some seizure-like activity, rule out any seizure disorder. At this time, we will get an EEG and have neurology consultation in morning. Further treatment and recommendation will depend on patient's clinical course.

---

Work Type: History and Physical  
T001

Work Type Code: HYP  
Page: 2

PRINTED BY: LATONYAGREEN  
DATE: 04/04/2013

Name: BARNETT, JENNIFER  
MRN: 005270278  
ACCT: 019137496

## History and Physical

Work Type: History and Physical  
T001  
Work Type Code: HYP  
Page: 3  
Authenticity: Not Authenticated  
Printed by: LATORIA GREEN  
DATE: 04/04/2013  
On 02/10/2013 07:14:26 PM

Physician Documentation  
Atlanta Medical Center South Campus  
Name: Jennifer Barnett  
Emergency Department  
Age: 28 years  
Sex: Female  
DOB: 11/25/1984  
MRN: 5270278  
Arrival Date: 02/04/2013  
Arrival Time: 23:42  
Account#: 19137496  
Bed Admit Hold  
Private MD:

HPI:  
02/05


01:21 The patient's problem is reported as altered mental status, an apparent seizure, syncope, syncope. Onset: just prior to arrival, Per Husband: Pt was on a flight with nausea, vomiting, and fever. Husband states the flight attendant called him to let him know that Pt had nausea, vomiting, fever, and a syncopal episode as well PTA. Duration: This was a single incident, The episode is continuous. Context: the episode(s) was witnessed, flight staff, symptoms became apparent while on airplane, occurred airport, Possible contributing factors include: Recent financial stress for past 2 weeks.. The symptoms are alleviated by nothing. The symptoms are aggravated by nothing. Associated signs and symptoms: Pertinent positives: diaphoresis, nausea, seizure, vomiting, Pertinent negatives: Severity of symptoms: At their worst the symptoms were moderate in the emergency department the symptoms are unchanged. Patient's baseline: Neuro: alert and fully oriented, Motor: no deficits, Ambulation: walks without assistance, Speech: normal. Unable to obtain HPI due to patient distress, patient is being uncooperative. The patient has not experienced similar symptoms in the past. The patient has been recently seen by a physician: an OB/Gyn specialist. Patient's Primary Medical Doctor is: patient denies having a primary care provider. Per husband: Pt was on a flight to Georgia from New York and started to have nausea, vomiting, and fever. Husband states airport staff used Pt's phone to call husband and let him know Pt was sick. Husband admits there being some financial stress over the last 2 weeks and may be the problem. Husband states Pt's husband states Pt also has Post Partum from most recent pregnancy.. jr7

Historical:

- Allergies: Denies latex allergy; No known Allergies;
- Home Meds:
  1. None for
- PMHx: None;
- PSHx: None;
- The history from nurses notes was reviewed: and I agree with what is documented.
- Immunization history: Pneumococcal Vaccine Not up to date.  
Influenza Vaccine: Not up to date. Last tetanus immunization: - up to date, Pertussis vaccination is up to date.
- Family history: Brother has/had similar symptoms recently, SEIZURE

Name: Jennifer Barnett  
MRN: 5270278  
Account#: 19137496  
Page 1 of 9

PRINTED BY: LATONYAGREEN  
DATE: 04/04/2013



Physician Documentation  
Atlanta Medical Center South Campus  
Name: Jennifer Barnett  
Emergency Department  
Age: 28 years  
Sex: Female  
DOB: 11/25/1984  
MRN: 5270278  
Arrival Date: 02/04/2013  
Arrival Time: 23:42  
Account#: 19137496  
Bed Admit Hold  
Private MD:

DISORDER.

- Social history: Lives with family. Tobacco info : Have you ever smoked? No.
- Social history: The patient/guardian denies using tobacco, alcohol, street drugs.
- Code Status: Full code.
- History obtained from: spouse, husband.

ROS:

01:19 Constitutional: Negative for fever. Abdomen/GI: Positive for nausea, vomiting. Neuro: Positive for altered mental status, syncope, tremor, Altered LOC, atypical seizure like activity. All other systems reviewed and are negative, except as noted. Unable to obtain ROS due to patient distress, patient being uncooperative. jr7

Exam:

01:13 Constitutional: The patient appears awake, diaphoretic, Appears awake, mild distress, uncooperative. Neck: Inspection: no obvious abnormalities, ROM/movement: is supple. Cardiovascular: Patient is tachycardic. Rhythm is regular, Heart sounds: normal S1/S2. Neuro: Orientation: unable to test, Mentation: unable to test, Cranial nerves: unable to test, Cerebellar function: unable to test, Motor: Tremulous, involuntary muscle movement bilaterally. , Sensation: unable to test, Gait: not tested. Unable to assess. Resting tremor noted in Global. Atypical seizure like activity. Skin: Diaphoresis is noted. good skin turgor. Unable to obtain exam due to patient distress, patient being uncooperative. jr7

MDM:

02/04  
23:45 Patient medically screened. rj7  
02/05  
00:29 Financial registration complete. df  
00:46 ECG: rj7  
01:13 Scribe Statement: The following note is transcribed by Jessica Roberts for Dr. Hamilton in accordance with hospital guidelines. Counseling: I had a detailed discussion with guardian regarding: Data reviewed: vital signs, nurses notes. Patient has an emergent medical condition. jr7  
02:59 Plan to admit. rj7  
03:30 Differential diagnosis: CVA, metabolic disorder, drug effects, drug rj7

Name: Jennifer Barnett  
MRN: 5270278  
Account#: 19137496  
Page 2 of 9

PRINTED BY: LATONYAGREEN  
DATE: 04/04/2013



Physician Documentation  
 Atlanta Medical Center South Campus  
 Name: Jennifer Barnett  
 Emergency Department  
 Age: 28 years  
 Sex: Female  
 DOB: 11/25/1984  
 MRN: 5270278  
 Arrival Date: 02/04/2013  
 Arrival Time: 23:42  
 Account#: 19137496  
 Bed/Admit Hold  
 Private MD:

overdose, seizure. Counseling: I had a detailed discussion with the historical points, exam findings, and any diagnostic results supporting the admit diagnosis, lab results, radiology results, the need for further work-up and treatment in the hospital. Transition of care: After a detail discussion of the patient's case, care is transferred to the admitting physician. Medication response: The patient's symptoms are unchanged despite medication administration, Narcan did not improve the patient's level of consciousness, ativan -- no change, cogenin -- mild change, tremors resolved.

04:00 Other consultation: Poison control, at 04:00, supportive care, iron studies, and repeat ck. rj7

00:05 Order name: Cbc With Diff; Complete Time: 01:33	rj7
00:05 Order name: CMP; Complete Time: 01:40	rj7
00:05 Order name: EKG; Complete Time: 00:25	rj7
00:05 Order name: Drug Screen Stat Urine; Complete Time: 02:47	rj7
00:05 Order name: UPT; Complete Time: 02:23	rj7
00:05 Order name: Urinalysis; Complete Time: 02:47	rj7
00:05 Order name: Ck; Complete Time: 01:40	rj7
00:05 Order name: PT; Complete Time: 02:04	rj7
00:05 Order name: PTT; Complete Time: 02:04	rj7
00:05 Order name: Lipase/Blood; Complete Time: 01:40	rj7
00:05 Order name: Acetaminophen; Complete Time: 02:23	rj7
00:05 Order name: Salicylate/Blood; Complete Time: 02:23	rj7
00:05 Order name: ETOH; Complete Time: 01:33	rj7
00:06 Order name: Ct Head W/O; Complete Time: 02:47	rj7
00:06 Order name: Chest Ap Portable; Complete Time: 02:12	rj7
00:06 Order name: ORTHOSTATIC VITALS; Complete Time: 00:21	rj7
01:42 Order name: Tsh; Complete Time: 02:47	rj7
09:25 Order name: Ck-Mb W/Out Interp	ds9
09:25 Order name: Troponin-T	ds9
09:25 Order name: ABG; Complete Time: 00:43	ds9
09:25 Order name: Magnesium Blood	ds9
09:25 Order name: PEOs	ds9
09:25 Order name: BNP-PRO	ds9
09:25 Order name: Ferritin	ds9
09:25 Order name: Lactic Acid Venous	ds9
09:25 Order name: C Reactive Protein	ds9
09:25 Order name: PT	ds9
09:54 Order name: BARBITURATES U QT	EDMS
10:49 Order name: Blood Culture	ds9

Name: Jennifer Barnett  
 MRN: 5270278  
 Account#: 19137496  
 Page 3 of 9

PRINTED BY: LATONYAGREEN  
 DATE: 04/04/2013

Physician Documentation  
Atlanta Medical Center South Campus  
Name: Jennifer Barnett  
Emergency Department  
Age: 28 years  
Sex: Female  
DOB: 11/25/1984  
MRN: 5270278  
Arrival Date: 02/04/2013  
Arrival Time: 23:42  
Account#: 19137496  
Bed Admit Hold  
Private MD:

10:49 Order name: Blood Culture ds9  
13:50 Order name: XR SPINAL PUNCTURE DIAGNOSTIC EDMS

ECG:

00:46 Rate is 152 beats/min. Rhythm is regular. Axis is Normal. PR interval is normal. QRS interval is normal. QT interval is normal. No ST changes noted. T waves are Normal. Clinical impression: Normal ECG, No evidence of ischemia, and Sinus tachycardia. Interpreted by me.

Point of Care:

00:37 Blood Glucose 145 gb5

Vital Signs:

00:29 BP 136 / 82; Pulse 158; Resp 20; Temp 97.8; Pulse Ox 99% on R/A; gb5  
Weight 76.64 kg / 168.96 lbs; Height 5 ft. 10 in. (177.80 cm); Pain 0/10;  
01:55 BP 129 / 84; Pulse 155; Resp 20; Pulse Ox 99% on R/A; Pain 0/10; pp  
04:33 BP 122 / 79; Pulse 136; Resp 21; Temp 98.1; Pulse Ox 99% on R/A; Pain 0/10; gb5  
07:55 BP 126 / 66; Pulse 84; Resp 20; Pulse Ox 97% on 1 lpm NC; Pain 0/10; ds9  
09:08 BP 125 / 76; Pulse 106; Resp 16; Temp 101.0(A); Pulse Ox 96% on 1 lpm ds9  
NC; Pain 0/10;  
10:50 BP 129 / 62; Pulse 88; Resp 18; Temp 101.0(A); Pulse Ox 95% on 1 lpm ds9  
NC; Pain 0/10;

Dispensed Medications:

00:20 Drug: Ativan 2 mg; Route: IVP; gb5  
00:30 Drug: NS 0.9% 1000 mL; Route: IV; Rate: 1000 Bolus; pp  
00:30 Drug: Zofran 4 mg; Route: IVP; pp  
01:37 Drug: Benztropine 2 mg; Route: IM; Site: left deltoid; gb5  
03:55 Drug: Narcan 0.4 mg; Route: IVP; gb5  
07:45 Drug: NS 0.9% 1000 mL; Route: IV; Rate: 100 mL/h; Site: right ds9  
forearm; Delivery: Pump;  
09:40 Drug: Tylenol - Acetaminophen Suppository 650 mg; Route: PR; ds9

Disposition:

03:32 Attestation: After interviewing the patient, I agree with HPI as documented. My personal exam reveals findings consistent with those documented. All diagnostic studies were reviewed and discussed. I confirm diagnosis as documented by the NP/PA. My conclusion is that rj/

Name: Jennifer Barnett  
MRN: 5270278  
Account#: 19137496  
Page 4 of 9

PRINTED BY: LATONYAGREEN  
DATE: 04/04/2013

Physician Documentation  
Atlanta Medical Center South Campus  
Name:Jennifer Barnett  
Emergency Department  
Age:28 years  
Sex:Female  
DOB:11/25/1984  
MRN:5270278  
Arrival Date:02/04/2013  
Arrival Time:23:42  
Account#:19137496  
BedAdmit Hold  
Private MD:

the patient requires in-patient care. We will notify an admitting physician. I, Dr. Richisa Hamilton, have reviewed and agree with scribe's documentation. . Critical Care: (Time does not include time spent in separately billable procedures).

03:59 Critical Care: (Time does not include time spent in separately billable procedures). rj7

Critical Care Time:

03:32 Critical care time: Bedside Care: 35 minutes, Family Intervention: 20 minutes. Total time: 55 minutes rj7

03:59 Critical care time: Consultation: 20 minutes. Total time: 20 minutes rj7

Outcome:

00:26 ECG/EKG eb4  
04:22 Admit Orders gh2  
04:22 History and physical gh2  
20:32 Other: Hand off communication jml4

Disposition Summary:

03:32 Problem is new. Symptoms have improved. rj7

Admit ordered at 02/05/2013 02:59. Admitted to SC N3, to Mobolaji, Afolake in Improved condition with a preliminary diagnosis of Altered LOC, Barbiturate Poisoning.

Signatures:

Dispatcher MedHost	EDMS
Mathew, Jeffrey, ERT	ERT jml4
Hammock, Gina, ERT	ERT gh2
Peart, Paul, RN	RN pp
Stockhoff, Diane, RN	RN ds9
Boyd, Elisha, ERT	ERT cb4
Favors, Debra	df
Brown III, George, RN	RN gb5
Johnson, Richisa, MD	MD rj7
Roberts, Jessica	jr7

Corrections: (The following items were deleted from the chart)

01:34 01:13 Counseling: I had a detailed discussion with patient regarding: jr7

Name:Jennifer Barnett

MRN:5270278

Account#:19137496

Page 5 of 9

PRINTED BY: LATONYAGREEN

DATE: 04/04/2013

Physician Documentation  
Atlanta Medical Center South Campus  
Name: Jennifer Barnett  
Emergency Department  
Age: 28 years  
Sex: Female  
DOB: 11/25/1984  
MRN: 5270278  
Arrival Date: 02/04/2013  
Arrival Time: 23:42  
Account#: 19137496  
Bed Admit Hold  
Private MD:

jr7

01:45 01:21 Per husband: Pt was on a flight to Georgia from New York and started to have nausea, vomiting, and fever. Husband states airport staff used Pt's phone to call husband and let him know Pt was sick. Husband admits there being some financial stress over the last 2 weeks and may be the problem.. jr7

jr7

09:28 09:25 Ck ordered. EDMS

EDMS

Orders:

Order: Cbc With Diff; Ordered: 02/05 00:05; By: rj7; For: rj7; Reviewed 02/05 01:33 By: Johnson, Richisa, MD; Order Method: Electronic; Frequency Lab?: Once; Priority Lab?: STAT; Specimen Source?: Blood  
Order: CMP; Ordered: 02/05 00:05; By: rj7; For: rj7; Reviewed 02/05 01:40 By: Johnson, Richisa, MD; Order Method: Electronic; Frequency Lab?: Once; Priority Lab?: STAT; Specimen Source?: Blood  
Order: EKG; Ordered: 02/05 00:05; By: rj7; For: rj7; Completed 02/05 00:25 By: Boyd, Elisha, ERT; Order Method: Electronic  
Order: Drug Screen Stat Urine; Ordered: 02/05 00:05; By: rj7; For: rj7; Reviewed 02/05 02:47 By: Johnson, Richisa, MD; Order Method: Electronic; Frequency Lab?: Once; Priority Lab?: STAT; Specimen Source?: Urine  
Order: UPT; Ordered: 02/05 00:05; By: rj7; For: rj7; Reviewed 02/05 02:23 By: Johnson, Richisa, MD; Order Method: Electronic; Frequency Lab?: Once; Priority Lab?: STAT; Specimen Source?: Urine  
Order: Urinalysis; Ordered: 02/05 00:05; By: rj7; For: rj7; Reviewed 02/05 02:47 By: Johnson, Richisa, MD; Order Method: Electronic; Frequency Lab?: Once; Priority Lab?: STAT; Specimen Source?: Fluid  
Order: Ck; Ordered: 02/05 00:05; By: rj7; For: rj7; Reviewed 02/05 01:40 By: Johnson, Richisa, MD; Order Method: Electronic; Frequency Lab?: Once; Priority Lab?: STAT; Specimen Source?: Blood  
Order: PT; Ordered: 02/05 00:05; By: rj7; For: rj7; Reviewed 02/05 02:04 By: Johnson, Richisa, MD; Order Method: Electronic; Coagulation Therapy: No Anticoag; Frequency Lab?: Once; Heparin Admin/Via: None; Priority Lab?: STAT; Specimen Source?: Blood  
Order: PTT; Ordered: 02/05 00:05; By: rj7; For: rj7; Reviewed 02/05 02:04 By: Johnson, Richisa, MD; Order Method: Electronic; Coagulation Therapy: No Anticoag; Frequency Lab?: Once; Heparin Admin/Via: None; Last Dose Info: n/a; Priority Lab?: STAT; Specimen Source?: Blood  
Order: Lipase/Blood; Ordered: 02/05 00:05; By: rj7; For: rj7;

Name: Jennifer Barnett  
MRN: 5270278  
Account#: 19137496  
Page 6 of 9

PRINTED BY: LATONYAGREEN  
DATE: 04/04/2013

Physician Documentation  
Atlanta Medical Center South Campus  
Name: Jennifer Barnett  
Emergency Department  
Age: 28 years  
Sex: Female  
DOB: 11/25/1984  
MRN: 5270278  
Arrival Date: 02/04/2013  
Arrival Time: 23:42  
Account#: 19137496  
Bed/Admit Hold  
Private MD:

Reviewed 02/05 01:40 By: Johnson, Richisa, MD; Order Method:  
Electronic; Frequency Lab?: Once; Priority Lab?: STAT; Specimen  
Source?: Blood  
Order: Acetaminophen; Ordered: 02/05 00:05; By: rj7; For: rj7;  
Reviewed 02/05 02:23 By: Johnson, Richisa, MD; Order Method:  
Electronic; Frequency Lab?: Once; Priority Lab?: STAT; Specimen  
Source?: Blood  
Order: Salicylate/Blood; Ordered: 02/05 00:05; By: rj7; For: rj7;  
Reviewed 02/05 02:23 By: Johnson, Richisa, MD; Order Method:  
Electronic; Frequency Lab?: Once; Priority Lab?: STAT; Specimen  
Source?: Blood  
Order: ETOH; Ordered: 02/05 00:05; By: rj7; For: rj7; Reviewed 02/05  
01:33 By: Johnson, Richisa, MD; Order Method: Electronic; Frequency  
Lab?: Once; Priority Lab?: STAT; Specimen Source?: Blood  
Order: NS 0.9% 1000 mL IV at 1000 Bolus once; Ordered: 02/05 00:05;  
By: rj7; For: rj7; Administered: 02/05 00:30 By: pp; Rate: 1000  
Bolus; Frequency: once; Order Method: Electronic Administration: NS  
0.9% 1000 mL IV at 1000 Bolus  
Order: Ativan 2 mg IVP once; Ordered: 02/05 00:05; By: rj7; For: rj7;  
Administered: 02/05 00:20 By: gb5; Frequency: once; Order Method:  
Electronic Administration: Ativan 2 mg IVP  
Order: Zofran 4 mg IVP once; Ordered: 02/05 00:05; By: rj7; For: rj7;  
Administered: 02/05 00:30 By: pp; Frequency: once; Order Method:  
Electronic Administration: Zofran 4 mg IVP  
Order: Ct Head W/O; Ordered: 02/05 00:06; By: rj7; For: rj7; Reviewed  
02/05 02:47 By: Johnson, Richisa, MD; Notes: Bed Name: 11; Order  
Method: Electronic; Frequency Rad?: Once; PRECNANT: No; Priority  
Rad?: STAT; REASON FOR EXAM: Altered Mental Status; TRANSPORT MODE:  
Stretcher  
Order: Chest Ap Portable; Ordered: 02/05 00:06; By: rj7; For: rj7;  
Reviewed 02/05 02:12 By: Johnson, Richisa, MD; Notes: Bed Name: 11;  
Order Method: Electronic; Frequency Rad?: Once; PRECNANT: No;  
Priority Rad?: STAT; REASON FOR EXAM: Weakness; TRANSPORT MODE:  
Stretcher  
Order: ORTHOSTATIC VITALS; Ordered: 02/05 00:06; By: rj7; For: rj7;  
Completed 02/05 00:21 By: Brown III, George, RN; Order Method:  
Electronic  
Order: Benztropine 2 mg IM once; Ordered: 02/05 01:02; By: rj7; For:  
rj7; Administered: 02/05 01:37 By: gb5; Frequency: once; Order  
Method: Electronic Administration: Benztropine 2 mg IM in left  
deltoid

Name: Jennifer Barnett  
MRN: 5270278  
Account#: 19137496  
Page 7 of 9

PRINTED BY: LATONYAGREEN  
DATE: 04/04/2013

Physician Documentation  
Atlanta Medical Center South Campus  
Name: Jennifer Barnett  
Emergency Department  
Age: 28 years  
Sex: Female  
DOB: 11/25/1984  
MRN: 5270278  
Arrival Date: 02/04/2013  
Arrival Time: 23:42  
Account#: 19137496  
Bed Admit Hold  
Private MD:

Order: Tsh; Ordered: 02/05 01:42; By: rj7; For: rj7; Reviewed 02/05 02:47 By: Johnson, Richisa, MD; Order Method: Electronic; Frequency Lab?: Once; Priority Lab?: STAT; Specimen Source?: Blood  
Order: Narcan 0.4 mg IVP once; Ordered: 02/05 01:54; By: rj7; For: rj7; Administered: 02/05 03:55 By: gbb; Frequency: once; Order Method: Electronic Administration: Narcan 0.4 mg IVP  
Order: NS 0.9% 1000 mL IV at 100 mL/h Continuous via Pump; Ordered: 02/05 07:59; By: ds9; Administered: 02/05 07:45 By: ds9; Rate: 100 mL/h; Frequency: Continuous; Order Method: Verbal - RBV; Sign Off: Administration: NS 0.9% 1000 mL IV at 100 mL/h in right forearm via Pump  
Order: Tylenol - Acetaminophen Suppository 650 mg PR once; Ordered: 02/05 09:21; By: ds9; Administered: 02/05 09:40 By: ds9; Frequency: once; Order Method: Verbal - RBV; Sign Off: Administration: Tylenol - Acetaminophen Suppository 650 mg PR  
Order: Ck; Ordered: 02/05 09:25; By: ds9; Canceled 02/05 09:28 By: Dispatcher MedHost; Order Method: Verbal - RBV; Sign Off: ; Frequency Lab?: Once; Priority Lab?: STAT; Specimen Source?: Blood  
Order: Ck-Mb W/Out Interp; Ordered: 02/05 09:25; By: ds9; Returned 02/05 11:06 By: Dispatcher MedHost; Order Method: Verbal - RBV; Sign Off: ; Frequency Lab?: Once; Priority Lab?: STAT; Specimen Source?: Blood  
Order: Troponin-T; Ordered: 02/05 09:25; By: ds9; Returned 02/05 11:06 By: Dispatcher MedHost; Order Method: Verbal - RBV; Sign Off: ; Frequency Lab?: Once; Priority Lab?: STAT; Specimen Source?: Blood  
Order: ABG; Ordered: 02/05 09:25; By: ds9; Completed 02/05 09:43 By: Sanders, Ted, RRT; Order Method: Verbal - RBV; Sign Off: ;  
Order: Magnesium Blood; Ordered: 02/05 09:25; By: ds9; Returned 02/05 11:06 By: Dispatcher MedHost; Order Method: Verbal - RBV; Sign Off: ; Frequency Lab?: Once; Priority Lab?: STAT; Specimen Source?: Blood  
Order: PHOS; Ordered: 02/05 09:25; By: ds9; Returned 02/05 11:06 By: Dispatcher MedHost; Order Method: Verbal - RBV; Sign Off: ; Frequency Lab?: Once; Priority Lab?: STAT; Specimen Source?: Blood  
Order: BNP-PRO; Ordered: 02/05 09:25; By: ds9; Returned 02/05 11:11 By: Dispatcher MedHost; Order Method: Verbal - RBV; Sign Off: ; Frequency Lab?: Once; Priority Lab?: STAT; Specimen Source?: Blood  
Order: Ferritin; Ordered: 02/05 09:25; By: ds9; Returned 02/05 11:23 By: Dispatcher MedHost; Order Method: Verbal - RBV; Sign Off: ; Frequency Lab?: Once; Priority Lab?: STAT; Specimen Source?: Blood  
Order: Lactic Acid Venous; Ordered: 02/05 09:25; By: ds9; Returned 02/05 12:29 By: Dispatcher MedHost; Order Method: Verbal - RBV;

Name: Jennifer Barnett  
MRN: 5270278  
Account#: 19137496  
Page 8 of 9

PRINTED BY: LATONYAGREEN  
DATE: 04/04/2013

Physician Documentation  
Atlanta Medical Center South Campus  
Name:Jennifer Barnett  
Emergency Department  
Age:28 years  
Sex:Female  
DOB:11/25/1984  
MRN:5270278  
Arrival Date:02/04/2013  
Arrival Time:23:42  
Account#:19137496  
BedAdmit Hold  
Private MD:

Sign Off: ; Frequency Lab?: Once; Priority Lab?: STAT; Specimen  
Source?: Blood  
Order: C Reactive Protein; Ordered: 02/05 09:25; By: ds9; Returned  
02/05 11:06 By: Dispatcher MedHost; Order Method: Verbal - RBV;  
Sign Off: ; Frequency Lab?: Once; Priority Lab?: STAT; Specimen  
Source?: Blood  
Order: PT; Ordered: 02/05 09:25; By: ds9; For: rj7; Returned 02/05  
10:57 By: Dispatcher MedHost; Order Method: Verbal - RBV; Sign Off:  
; Coagulation Therapy: No Anticoag; Frequency Lab?: Once; Heparin  
Admin/Via: None; Priority Lab?: STAT; Specimen Source?: Blood  
Order: BARBITURATES U QT; Ordered: 02/05 09:54; By: EDMS; Sent 02/05  
10:49 By: Stockhoff, Diane,RN  
Order: Blood Culture; Ordered: 02/05 10:49; By: ds9; Sent 02/05 11:09  
By: Stockhoff, Diane,RN; Order Method: Verbal - RBV; Sign Off: ;  
Frequency Lab?: Once; Priority Lab?: STAT; Specimen Source?: Blood;  
Was a Lactic Acid (Lactate) ordered?: Yes  
Order: Blood Culture; Ordered: 02/05 10:49; By: ds9; Sent 02/05 11:09  
By: Stockhoff, Diane,RN; Order Method: Verbal - RBV; Sign Off: ;  
Frequency Lab?: Once; Priority Lab?: STAT; Specimen Source?: Blood;  
Was a Lactic Acid (Lactate) ordered?: Yes  
Order: XR SPINAL PUNCTURE DIAGNOSTIC; Ordered: 02/05 13:50; By: EDMS;  
In Process Unspecified 02/05 14:43 By: Dispatcher MedHost  
Order: CT HEAD OR BRAIN W/ + W/O CONTRAST; Ordered: 02/05 18:52; By:  
EDMS

Order Signatures:  
Johnson,Richisa,MD, MD, rj7;  
Mobolaji, Afolake, MD, MD;  
Stockhoff, Diane,RN, RN, ds9;  
Singh, Neetu, MD, MD;  
Dispatcher MedHost, EDMS;

Name:Jennifer Barnett  
MRN:5270278  
Account#:19137496  
Page 9 of 9

PRINTED BY: LATONYAGREEN  
DATE: 04/04/2013

ATLANTA MEDICAL CENTER  
303 PARKWAY DRIVE, N.E.  
ATLANTA, GEORGIA 30312

DIAGNOSTIC RADIOLOGY RADIOLOGICAL  
CONSULTATION

DATE: 02/05/2013  
NAME: BARNETT, JENNIFER  
DOB: 11/25/1984  
PHYSICIAN/PA/RNP: UNKNOWN, PHYSICIAN  
EXAM: CT HEAD OR BRAIN W/O CONTRAST

IMAGE# 5270278

LOCATION: SE  
ROOM:  
EXAM #: SEM000022  
HOSP #: 19137496

PROCEDURE: CT BRAIN WITHOUT CONTRAST

REASON FOR EXAM: Female, 28 years old. Altered mental status.

RADIATION DOSAGE (If Supplied By Facility): CTDIvol - ( ) mGy, DLP - ( ) mGycm

TECHNIQUE: Transaxial CT imaging of the brain was performed without administration of intravenous contrast material.

COMPARISON: None.

FINDINGS:

Normal soft tissue structures. Normal calvarium.

Normal size ventricles and extra-axial spaces for the patient's age. Normal white matter tracts of the cerebral hemispheres. Normal basal ganglia and thalami. Normal brainstem. Normal cerebellum.

There is no intracranial hemorrhage. There are no findings of an acute ischemic infarction.

Normal visualized paranasal sinuses.

IMPRESSION:

Normal unenhanced CT scan of the brain.

Signed:

Jason Kerr, M.D.  
February 5, 2013 at 2:42:19 AM EST  
216-956-7494  
Electronically Signed

JK/JK

If you are the referring physician and would like to consult with the radiologist who provided this interpretation, please contact Jason Kerr, M.D. at 216-956-7494. If this radiologist is unavailable, you will be directed to another radiologist to assist.

If you are a patient with a question regarding this report, please contact your referring physician directly.

Professional Interpretation Provided By: Radisphere, Phone 1-888-557-3617, Fax

PRINTED BY: LATONYAGREEN  
DATE: 04/04/2013





ATLANTA MEDICAL CENTER  
303 PARKWAY DRIVE, N.E.  
ATLANTA, GEORGIA 30312

DIAGNOSTIC RADIOLOGY RADIOLOGICAL  
CONSULTATION

DATE: 02/05/2013  
NAME: BARNETT, JENNIFER  
DOB: 11/25/1984  
PHYSICIAN/PA/RNP: UNKNOWN, PHYSICIAN  
EXAM: CT HEAD OR BRAIN W/O CONT

IMAGE# 5270278

LOCATION: SE  
ROOM:  
EXAM #: 5FM000022  
HCSP #: 19137496

216-255-5701

PRINTED BY: LATONYAGREEN  
DATE: 04/04/2013

Atlanta Medical Center  
303 Parkway Drive NE  
Atlanta, GA 30312

Name: BARNETT, JENNIFER  
MRN: 005270278  
ACCT: 019137496

Afolake O Mobolaji, MD  
ADM: 02/04/2013  
DIS: 02/05/2013

Discharge Summary

---

ADMITTING PHYSICIAN: Afolake Mobolaji, MD

DISCHARGE PHYSICIAN: Afolake Mobolaji, MD

CONSULTS:

1. Atlanta Neurology
2. Rao Mikkilineni, MD, Pulmonology

LABORATORY DATA: At the time of discharge, her sodium is 140, potassium 2.9, BUN 10, creatinine 0.76, glucose 139 and white count of 20.55.

PROCEDURES:

1. Patient had a lumbar puncture done.
2. CAT scan, which is negative. CT of the head, which is negative. Chest x-ray negative for acute process.
3. EEG.

BRIEF HOSPITAL COURSE: A 28-year-old Caucasian female with no significant past medical history, admitted to the hospital with altered mental status. She had an elevated CK level with persisting decreased level of consciousness with the possibility of new onset seizure. She received IV Dilantin loading dose. Atlanta Neurology was consulted. Patient also had leukocytosis with febrile episode for which she was placed on IV vancomycin along with IV Levaquin and Flagyl. Patient's family requested her to be transferred over to Emory Hospital. During the ICU stay, patient got hypotensive and tachycardic for which she received IV bolus and she was started on IV normal saline at 250 mL/hour. Patient was also seen by Dr. Mikkilineni from pulmonology. Arrangements were made to transfer her over to Emory for further care.

---

Afolake O Mobolaji, MD

Dictated by LYNN TIPA, RN

TR:LL/CN

DD:02/05/2013 18:17 EST

DT:02/05/2013 21:16 EST

Dictation ID: 8504660/Confirmation #: 3411486

R: 02/06/2013 01:47 EST

---

Work Type: Discharge Summary  
T001

Work Type Code: DGS  
Page: 1

Printed by: AWOYALE, MD On 02/10/2013 07:16:08 PM  
DATE: 04/04/2013

